

Policy Brief

Supporting Sustainable Development through Research and Capacity Building

An Assessment of Health Care Delivery Under Devolution: County Briefs

Eldah Onsomu, Boaz Munga, Phares Mugo, Nancy Nafula, Rose Muraya, Mary Mwami, Mercy Matwere

PB/48 - 2018/2019

**THE KENYA INSTITUTE FOR PUBLIC
POLICY RESEARCH AND ANALYSIS
(KIPPRA)**

An Assessment of Health care Delivery Under Devolution: County Briefs

Eldah Onsomu, Boaz Munga, Phares Mugo, Nancy Nafula, Rose Muraya, Mary Mwami, Mercy Matwere

Quality health care is a basic right in Kenya as granted by the 2010 Constitution. It is also a priority government commitment under the “Big Four” agenda on Universal Health Care (UHC) and Vision 2030. Devolution of the health sector granted county governments the opportunity to design health care delivery interventions to tackle county-specific health challenges. Counties are also charged with the responsibility of coordinating and managing the delivery of primary health care services, including promotion of primary health care, public health and sanitation, disease surveillance and response among others. The 2010 Constitution also requires the public to be involved in county planning and budgeting to enhance the relevance of the services delivered in respective counties. To this end, the County Health Briefs (2018) provide data and information on the status of health across counties, and are instrumental in enabling each county develop county specific strategies and interventions to improve health outcomes.

The data and information used in preparation of the briefs was obtained from the KIPPRA study on “An Assessment of Health Delivery under Devolution (2017)” that aimed at evaluating the changes brought about by key policy reforms on delivery and uptake of health care services in the country since the accession to devolution in 2013. The study survey captured information on availability of health inputs (human, capital, commodities) in primary health care facilities and estimated health service delivery indices. Additional data was obtained from secondary data sources.

Each County brief provides a profile of respective county health status indicators as follows:

1. County indicators: Population estimates, poverty level, life expectancy and fertility rate.
2. Human resources for health: Medical workers disaggregated by doctors, nurses, clinical officers and public health workers.
3. Health indicators: Malaria test positivity rate, HIV prevalence, tuberculosis prevalence and number of new non-communicable disease cases.
4. Health status: Use of contraceptives, attendance by a skilled health worker during child delivery, vaccination and cases of stunting, wasting and underweight among children.
5. Health financing: Share of total county budget allocated to health, aggregate and per capita health spending and National Health Insurance Fund (NHIF) coverage.
6. Health infrastructure: Health facilities by type, hospital beds and cots.
7. Ownership of health facilities including public, private, Non-Government Organizations (NGOs) and Faith Based Organizations (FBOs).
8. Proportion of population with access to improved water and sanitation.
9. Availability, functionality and validity of medical equipment and drugs.
10. Health service delivery indices: Medical drugs, infrastructure, amenities, medical equipment, and human resources for health; public participation and citizen satisfaction; and overall health service delivery index.

Data Sources

1. KIPPRA Health Assessment Survey 2017
2. Ministry of Health, Kenya Health Information System (HIS)
3. Kenya Demographic and Health Survey 2014
4. Kenya National Bureau of Statistics Population projections from the 2009 Kenya Population and Housing Census
5. Office of Controller of Budget County Expenditure Books;
6. Ministry of Health, Health Sector Performance Report 2017/18

For all indices, 100% was the best possible score and 0% the worst. The indices were computed from data collected during the KIPPRA Health Assessment Survey 2017 and were based on:

- (i) Availability and/or functionality/validity of medical inputs (this included the sub-indices on medical drugs, infrastructure, amenities, medical equipment, and health human resources); and
- (ii) Public participation and satisfaction (including the public participation and citizen satisfaction sub-indices).

All sub-indices were combined into one overall health service delivery index.

Health Care Delivery under Devolution in Kenya

1. County indicators

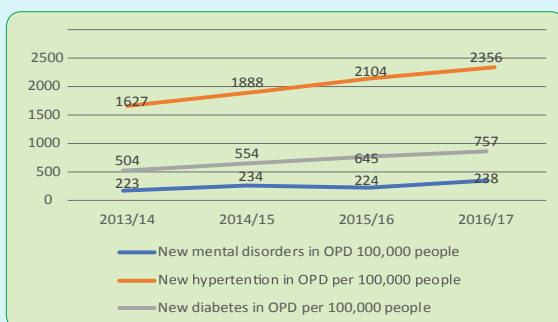
- a) Location: East Africa
- b) Total population estimate (2017): 46,621,575 people (23,130,548 male and 23,491,027 female)
- c) 15 years old and below: 42.9 out of every 10 persons
- d) Overall poverty index (2015/16): 36.1
- e) Life expectancy (2014): 59.5 years
- f) Fertility rate (2014): 3.9 children per woman

2. Human resources for health (2017)

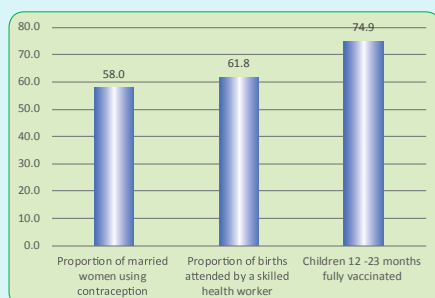
- a) Medical workers: 84 per 100,000 population¹
- b) Doctors: 2,596
- c) Nurses: 20,981
- d) Clinical officers: 3,274
- e) Public health workers: 5,001

3. Health indicators

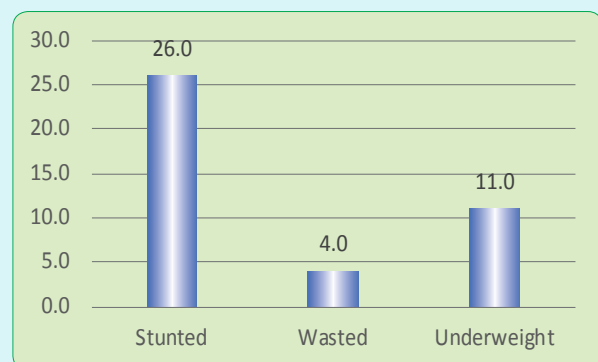
- a) Malaria test positivity rate (2017): 36.4
- b) HIV prevalence (2016): 5.6%
- c) Tuberculosis prevalence (2017): 196.7 per 100,000 people
- d) Number and type of new non-communicable disease cases in outpatient departments (OPD) per 100,000 people (2013/14 to 2016/17)



4. Health status



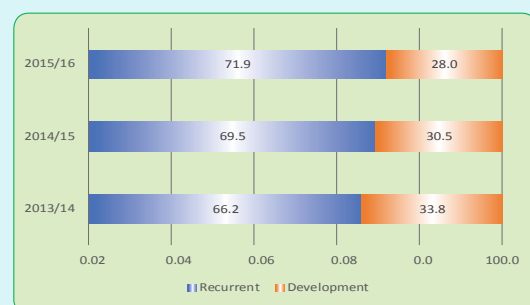
- a) Use of contraceptives (2017): 58 out of every 100 women of child bearing age
- b) Attendance by a skilled health worker (2017): 61.8 out of every 100 children born
- c) Vaccination (2017): 74.9 out of every 100 children



- d) Stunted children (2014): 26 children in every 100 children
- e) Wasted children (2014): 4 in every 100 children
- f) Underweight children (2014): 11 in every 100 children

5. Health financing

- a) Total budget allocation to health sector (2015/16): 20.2%
- b) Health spending (2014/15): Ksh 68,896.3 million
- c) Health spending (2015/16): Ksh 87,374.1 million
- d) Per capita health spending (2014/15): Ksh 1,625.2
- e) NHIF coverage (2015/16): 24.6 persons for every 100 citizens
- f) Development allocation as percentage of total health spending (2015/16): 28%



6. Health infrastructure (2017)

- a) Hospital beds: 15 per 10,000 population
- b) Health facilities: 2 per 10,000 population

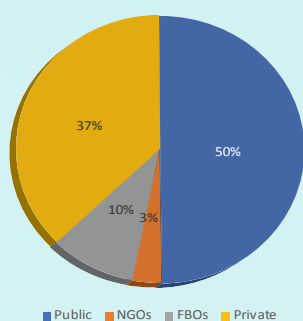
¹ The World Health Organization (WHO) target is 230 medical workers per 100,000 people.

Number of health facilities

- c) Total health facilities: 11,268
- d) Primary health facilities: 10,734
- e) County and sub-county hospitals: 534
- f) Total beds and cots: 68,030

1. Ownership of health facilities

- a) Government: 49.9 percent
- b) Non governmental organizations (NGOs): 3.2%
- c) Faith-based organizations (FBOs): 9.7%
- d) Private: 37.2%



2. Water and sanitation (2017)

Proportion of the population with access to improved water and sanitation: 59.1%

3. Level of availability and functionality of medical equipment in health facilities (2017):

- a) Obstetric care equipment: 86.1%
- b) Delivery pack: 79.6%

5. Recommendations

To address the emerging challenges in the health sector, the country needs to:

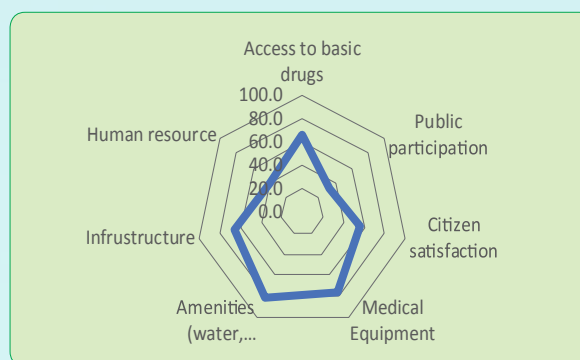
- (i) Implement interventions in preventive and promotive health care to reduce communicable and non-communicable disease prevalence, stunting, wasting and underweight among children
- (ii) Develop strategies to improve public participation in health planning, budgeting, policy formulation and implementation
- (iii) Invest in programs geared towards improvement of clean water supply and sanitation across all counties
- (iv) Invest in public health programmes that would increase uptake of immunizations and child delivery in health facilities
- (v) Establish a framework for sharing medical personnel and/or improve deployment of human resource for health
- (vi) Improve supply of the medical drugs to health facilities especially for children, mothers, communicable and non-communicable diseases
- (vii) Allocate more resources for construction of public health facilities to increase access to quality and affordable health care

Proportion of health facilities with valid medical drugs for various conditions (2017)

- a) Essential drugs for mothers: 78%
- b) Essential drugs for children: 39%
- c) HIV & AIDS: 83%
- d) Malaria: 50%
- e) Tuberculosis: 74%
- f) Diabetes: 71%

4. Health service delivery indices (2017)²

- a) Overall health service delivery index: 59.5%
- b) Medical drugs index: 65.8%
- c) Infrastructure index: 65.5%
- d) Amenities (water, incinerator and electricity) index: 81.8%
- e) Medical equipment index: 75.7%
- f) Public participation in health sector index: 33%
- g) Citizen satisfaction in health sector index: 55.9%
- h) Health human resources index: 38.8%



Health Care Delivery under Devolution: Mombasa County

1. County indicators

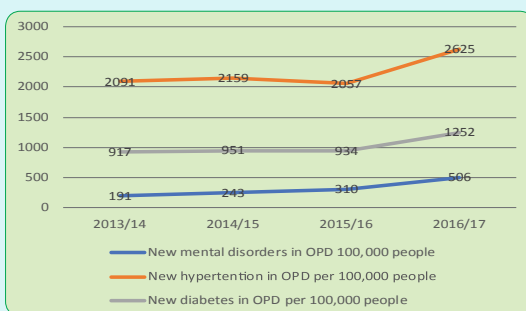
- Location:* Coast region of Kenya
- Total population estimate (2017):* 1,226,131 people (635,853 male and 590,278 female)
- 15 years old and below:* 3.3 out of every 10 persons
- Overall poverty index (2015/16):* 27.1%
- Life expectancy (2014):* 56.5 years
- Fertility rate (2014):* 3.2 children per woman

2. Human resources for health (2017)

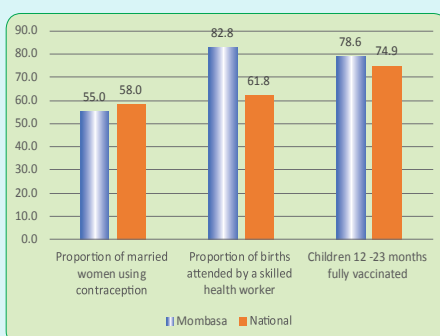
- Medical workers:* 245 per 100,000 population¹
- Doctors:* 95
- Nurses:* 620
- Clinical officers:* 97
- Public health workers:* 136

3. Health indicators

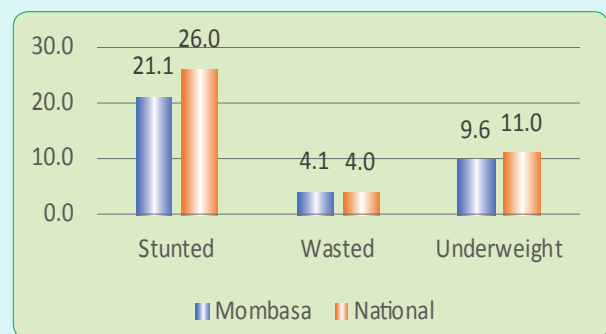
- Malaria test positivity rate (2017):* 54%
- HIV prevalence (2016):* 7.4%
- Tuberculosis prevalence (2017):* 444 per 100,000 people
- Number and type of new non-communicable disease cases in outpatient departments (OPD) per 100,000 people (2013/14 to 2016/17):*



4. Health status



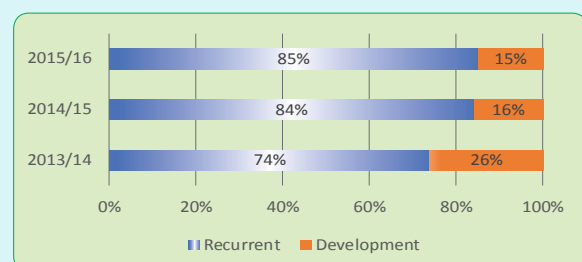
- Use of contraceptives (2017):* 55 out of every 100 women of child bearing age
- Attendance by a skilled health worker (2017):* 83 out of every 100 children born
- Vaccination (2017):* 79 out of every 100 children



- Stunted children (2014):* 21 children in every 100 children
- Wasted children (2014):* 4 in every 100 children
- Underweight children (2014):* 10 in every 100 children

5. Health financing

- Total budget allocation to health sector (2015/16):* 20.2%
- Health spending (2014/15):* Ksh 1,535.97 million
- Health spending (2015/16):* Ksh 2,285.28 million
- Per capita health spending (2014/15):* Ksh 1,386
- NHIF coverage (2015/16):* 31.8 persons for every 100 citizens
- Development allocation as percentage of total health spending (2015/16):* 15%



6. Health infrastructure (2017)

- Hospital beds:* 2.7 per 10,000 population
- Health facilities:* 14.6 per 10,000 population

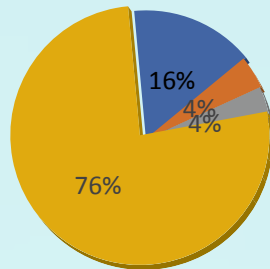
¹ The World Health Organization (WHO) target is 230 medical workers per 100,000 people

Number of health facilities

- c) Total health facilities: 376
- d) Primary health facilities: 359
- e) County and sub-county hospitals: 17
- f) Total beds and cots: 1,790

1. Ownership of health facilities

- a) Government: 15.5%
- b) Non governmental organizations (NGOs): 4.1%
- c) Faith-based organizations (FBOs): 3.8%
- d) Private: 75.9%



■ Public ■ NGOs ■ FBOs ■ Private

2. Water and sanitation (2017)

Proportion of the population with access to improved water and sanitation: 86.3%

3. Level of availability and functionality of medical equipment in health facilities (2017)

- a) Obstetric care equipment: 66.7%
- b) Delivery pack: 25%

5. Recommendations

To address the emerging challenges in the health sector, the county needs to:

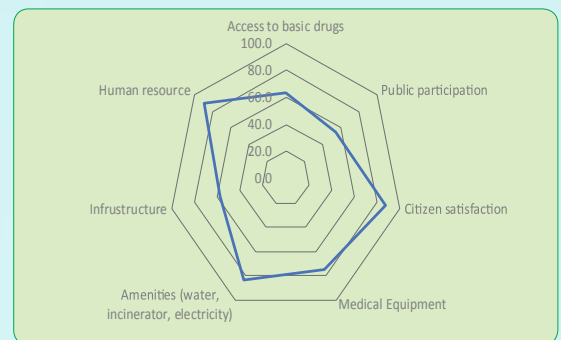
- (i) Support innovative approaches for health public participation
- (ii) Ensure adequate provision of medical equipment and drugs especially for malaria and tuberculosis in health facilities.

Proportion of health facilities with valid medical drugs for various conditions (2017)

- a) Essential drugs for mothers: 100%
- b) Essential drugs for children: 0%
- c) HIV & AIDS: 100%
- d) Malaria: 33%
- e) Tuberculosis: 100%
- f) Diabetes: 50%

4. Health service delivery indices (2017)²

- a) Overall health service delivery index: 72.9%
- b) Medical drugs index: 63.8%
- c) Infrastructure index: 57.4%
- d) Amenities (water, incinerator and electricity) index: 83.3%
- e) Medical equipment index: 75%
- f) Public participation in health sector index: 54.9%
- g) Citizen satisfaction in health sector index: 87.1%
- h) Health human resources index: 89%



Health Care Delivery under Devolution: Kwale County

1. County indicators

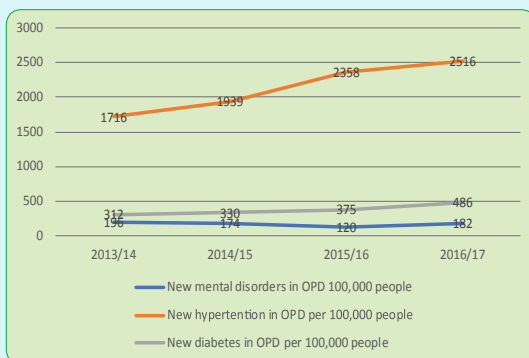
- Location:* Coast region of Kenya
- Total population estimate (2017):* 848,674 people (411,459 male and 437,215 female)
- 15 years old and below:* 4.7 out of every 10 persons
- Overall poverty index (2015/16):* 47.4%
- Life expectancy (2014):* 57 years
- Fertility rate (2014):* 4.7 children per woman

2. Human resources for health (2017)

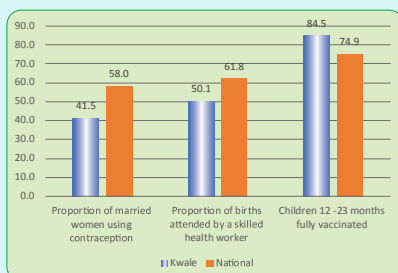
- Medical workers:* 48 per 100,000 population¹
- Doctors:* 14
- Nurses:* 259
- Clinical officers:* 61
- Public health workers:* 66

3. Health indicators

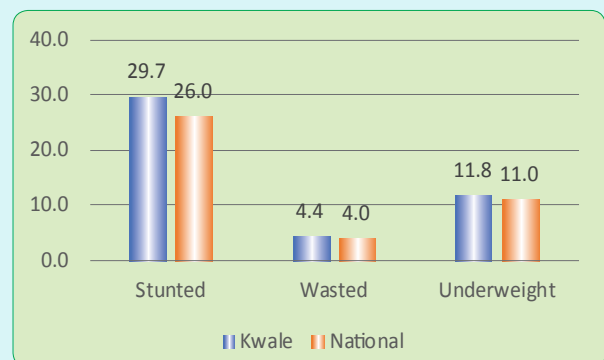
- Malaria test positivity rate (2017):* 39%
- HIV prevalence (2016):* 5.7%
- Tuberculosis prevalence (2017):* 1561 per 100,000 people
- Number and type of new non-communicable disease cases in outpatient departments (OPD) per 100,000 people (2013/14 to 2016/17)*



4. Health status



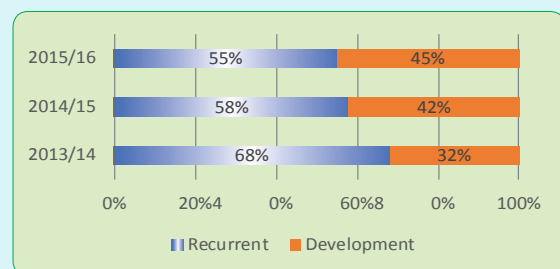
- Use of contraceptives (2017):* 42 out of every 100 women of child bearing age
- Attendance by a skilled health worker (2017):* 50 out of every 100 children born
- Vaccination (2017):* 85 out of every 100 children



- Stunted children (2014):* 30 children in every 100 children
- Wasted children (2014):* 2 in every 100 children
- Underweight children (2014):* 12 in every 100 children

5. Health financing

- Total budget allocation to health sector (2015/16):* 20.3%
- Health spending (2014/15):* Ksh 977.25 million
- Health spending (2015/16):* Ksh 1,459.09 million
- Per capita health spending (2014/15):* Ksh 1,561
- NHIF coverage (2015/16):* 28.5 persons for every 100 citizens
- Development allocation as percentage of total health spending (2015/16):* 45%



6. Health infrastructure (2017)

- Hospital beds:* 1.5 per 10,000 population
- Health facilities:* 5.7 per 10,000 population

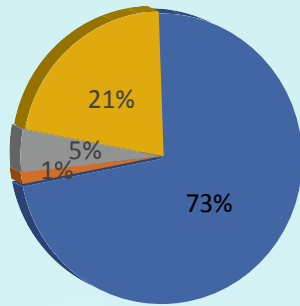
¹ The World Health Organization (WHO) target is 230 medical workers per 100,000 people

Number of health facilities

- c) Total health facilities: 147
- d) Primary health facilities: 143
- e) County and sub-county hospitals: 4
- f) Total beds and cots: 492

1. Ownership of health facilities

- a) Government: 73.5 percent
- b) Non governmental organizations (NGOs): 1.4%
- c) Faith-based organizations (FBOs): 4.8%
- d) Private: 21.8%



■ Public ■ NGOs ■ FBOs ■ Private

2. Water and sanitation (2017)

Proportion of the population with access to improved water and sanitation: 33.7%

3. Level of availability and functionality of medical equipment in health facilities (2017):

- a) Obstetric care equipment: 100%
- b) Delivery pack: 80%

5. Recommendations

To address the emerging challenges in the health sector, the county needs to:

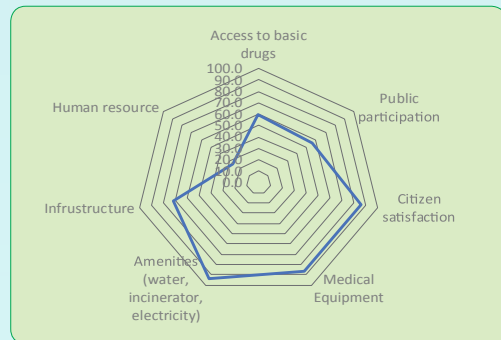
- (i) Encourage civic education and promote citizen engagement and utilization of health services
- (ii) Ensure that each household has access to clean and safe water
- (iii) Use community health workers to promote immunization and nutrition training in remote areas to curb high cases of stunted and underweight children

Proportion of health facilities with valid medical drugs for various conditions (2017)

- a) Essential drugs for mothers: 60%
- b) Essential drugs for children: 40%
- c) HIV & AIDS: 50%
- d) Malaria: 80%
- e) Tuberculosis: 50%
- f) Diabetes: 80%

4. Health service delivery indices (2017)²

- a) Overall health service delivery index: 68.7%
- b) Medical drugs index: 60%
- c) Infrastructure index: 72%
- d) Amenities (water, incinerator and electricity) index: 93.3%
- e) Medical equipment index: 86.7%
- f) Public participation in health sector index: 55.9%
- g) Citizen satisfaction in health sector index: 86.5%
- h) Health human resources index: 26.3%



Health Care Delivery under Devolution: Kilifi County

1. County indicators

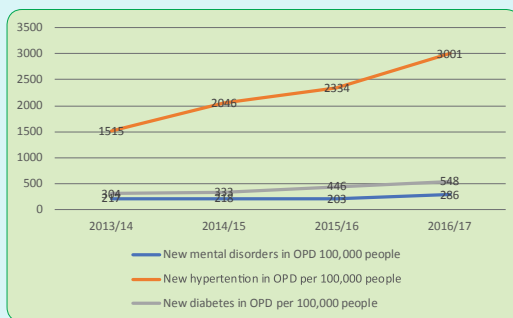
- Location: Coast region of Kenya
- Total population estimate (2017): 1,448,584 people
- (696,684 male and 751,900 female)
- 15 years old and below: 4.6 out of every 10 persons
- Overall poverty index (2015/16): 46.4%
- Life expectancy (2014): 59.5 years
- Fertility rate (2014): 5.1 children per woman

2. Human resources for health (2017)

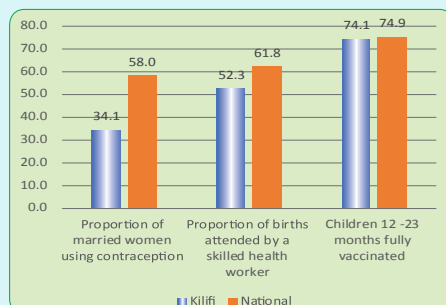
- Medical workers: 45 per 100,000 population¹
- Doctors: 64
- Nurses: 439
- Clinical officers: 83
- Public health workers: 109

3. Health indicators

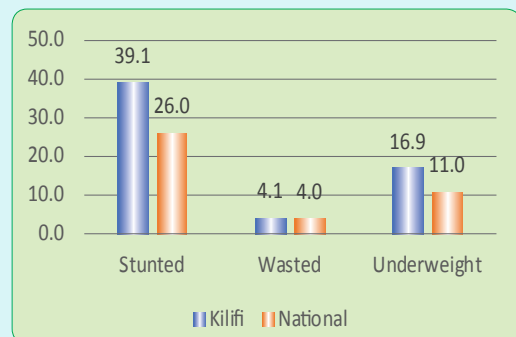
- Malaria test positivity rate (2017): 62%
- HIV prevalence (2016): 4.4%
- Tuberculosis prevalence (2017): 175 per 100,000 people
- Number and type of new non-communicable disease cases in outpatient departments (OPD) per 100,000 people (2013/14 to 2016/17)



4. Health status



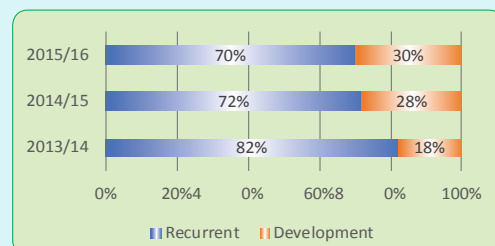
- Use of contraceptives (2017): 34 out of every 100 women of child bearing age
- Attendance by a skilled health worker (2017): 52 out of every 100 children born
- Vaccination (2017): 74 out of every 100 children



- Stunted children (2014): 39 children in every 100 children
- Wasted children (2014): 4 in every 100 children
- Underweight children (2014): 17 in every 100 children

5. Health financing

- Total budget allocation to health sector (2015/16): 22.7%
- Health spending (2014/15): Ksh 1,922.84 million
- Health spending (2015/16): Ksh 2,262.66 million
- Per capita health spending (2014/15): Ksh 1,433
- NHIF coverage (2015/16): 24 persons for every 100 citizens
- Development allocation as percentage of total health spending (2015/16): 30%



6. Health infrastructure (2017)

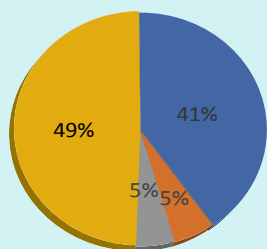
- Hospital beds: 7 per 10,000 population
- Health facilities: 2 per 10,000 population

Number of health facilities

- c) Total health facilities: 282
- d) Primary health facilities: 272
- e) County and sub-county hospitals: 10
- f) Total beds and cots: 1,002

2. Ownership of health facilities

- a) Government: 40.9%
- b) Non-governmental organizations (NGOs): 5.3%
- c) Faith-based organizations (FBOs): 4.9%
- d) Private: 48.8%



■ Public ■ NGOs ■ FBOs ■ Private

3. Water and sanitation (2017)

Proportion of the population with access to improved water and sanitation: 70%

4. Level of availability and functionality of medical equipment in health facilities (2017)

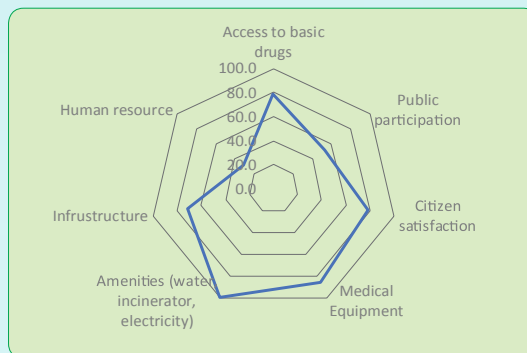
- a) Obstetric care equipment: 50%
- b) Delivery pack: 62.50%

Proportion of health facilities with valid medical drugs for various conditions (2017)

- c) Essential drugs for mothers: 60%
- d) Essential drugs for children: 40%
- e) HIV & AIDS: 100%
- f) Malaria: 100%
- g) Tuberculosis: 75%
- h) Diabetes: 100%

5. Health service delivery indices (2017)²

- a) Overall health service delivery index: 71.4%
- b) Medical drugs index: 79.2%
- c) Infrastructure index: 72%
- d) Amenities (water, incinerator and electricity) index: 100%
- e) Medical equipment index: 86.7%
- f) Public participation in health sector index: 52.4%
- g) Citizen satisfaction in health sector index: 78.2%
- h) Health human resources index: 31.3%



6. Recommendations

To address the emerging challenges in the health sector, the county needs to:

- (i) Enhance civic education to improve uptake of family planning and nutrition among children
- (ii) Allocate adequate funds for purchase of essential drugs for mothers and children in the county
- (iii) Construct and or expand the existing public health facilities to enable citizens benefit from public health care services

Health Care Delivery under Devolution: Tana River County

1. County indicators

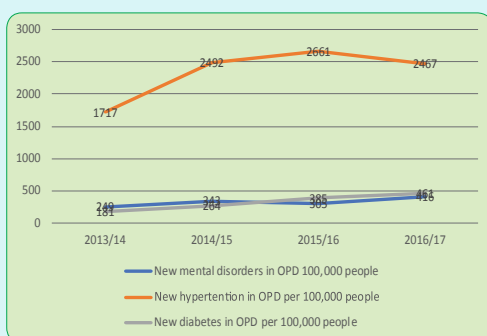
- Location: Coast region of Kenya
- Total population estimate (2017): 313,567 people (156,188 male and 157,379 female)
- 15 years old and below: 5.0 out of every 10 persons
- Overall poverty index (2015/16): 62.2%
- Life expectancy (2014): 56.5 years
- Fertility rate (2014): 5.8 children per woman

2. Human resources for health (2017)

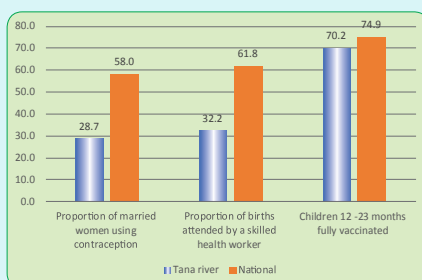
- Medical workers: 50 per 100,000 population¹
- Doctors: 5
- Nurses: 129
- Clinical officers: 25
- Public health workers: 59

3. Health indicators

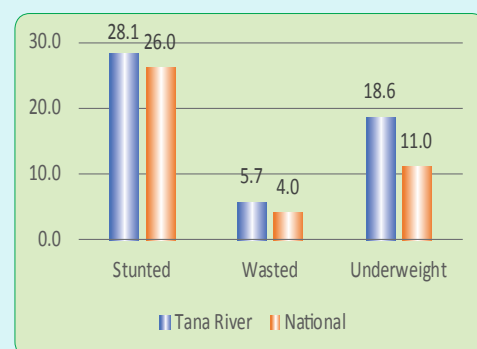
- Malaria test positivity rate (2017): 64%
- HIV prevalence (2016): 1.0%
- Tuberculosis prevalence (2017): 147 per 100,000 people
- Number and type of new non-communicable disease cases in outpatient departments (OPD) per 100,000 people (2013/14 to 2016/17)



4. Health status



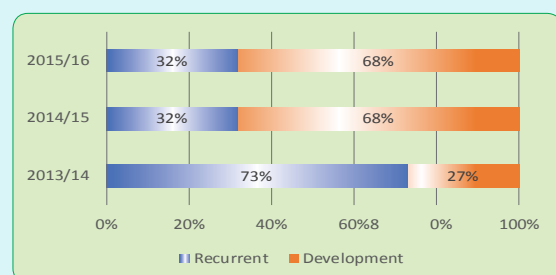
- Use of contraceptives (2017): 29 out of every 100 women of child bearing age
- Attendance by a skilled health worker (2017): 32 out of every 100 children born
- Vaccination (2017): 70 out of every 100 children



- Stunted children (2014): 28 children in every 100 children
- Wasted children (2014): 6 in every 100 children
- Underweight children (2014): 19 in every 100 children

5. Health financing

- Total budget allocation to health sector (2015/16): 10.4%
- Health spending (2014/15): Ksh 351.37 million
- Health spending (2015/16): Ksh 781.15 million
- Per capita health spending (2014/15): Ksh 1,301
- NHIF coverage (2015/16): 19.4 persons for every 100 citizens
- Development allocation as percentage of total health spending (2015/16): 68%



6. Health infrastructure (2017)

- Hospital beds: 21 per 10,000 population
- Health facilities: 4 per 10,000 population

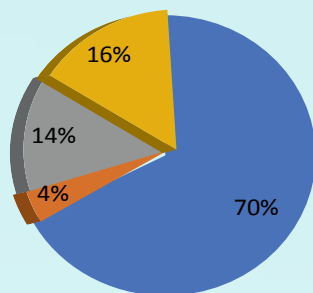
¹ The World Health Organization (WHO) target is 230 medical workers per 100,000 people

Number of health facilities

- c) Total health facilities: 152
- d) Primary health facilities: 146
- e) County and sub-county hospitals: 6
- f) Total beds and cots: 842

1. Ownership of health facilities

- a) Government: 70.1%
- b) Non governmental organizations (NGOs): 3.9%
- c) Faith-based organizations (FBOs): 14.3%
- d) Private: 15.6%



■ Public ■ NGOs ■ FBOs ■ Private

2. Water and sanitation (2017)

Proportion of the population with access to improved water and sanitation: 60.3%

3. Level of availability and functionality of medical equipment in health facilities (2017)

- a) Obstetric care equipment: 100%
- b) Delivery pack: 60%

5. Recommendations

To address the emerging challenges in the health sector, the county needs to:

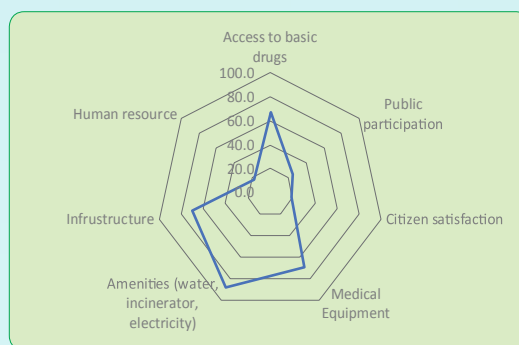
- (i) Increase the number of Community Health Workers (CHWs) to assist in sensitization of the community on maternal and child health and encourage uptake of NHIF scheme
- (ii) Establish more interventions in preventive and promotive health care to reduce disease prevalence, stunting, wasting and underweight among children
- (iii) Come up with droughts and floods management strategies to improve water and sanitation services in the county
- (iv) Increase health public participation and civic education

Proportion of health facilities with valid medical drugs for various conditions (2017)

- a) Essential drugs for mothers: 67%
- b) Essential drugs for children: 17%
- c) HIV & AIDS: 83%
- d) Malaria: 50%
- e) Tuberculosis: 83%
- f) Diabetes: 100%

4. Health service delivery indices (2017)²

- a) Overall health service delivery index: 51%
- b) Medical drugs index: 66.7%
- c) Infrastructure index: 70%
- d) Amenities (water, incinerator and electricity) index: 88.9%
- e) Medical equipment index: 70%
- f) Public participation in health sector index: 24.6%
- g) Citizen satisfaction in health sector index: 19.4%
- h) Health human resources index: 17.3%



Health Care Delivery under Devolution: Lamu County

1. County indicators

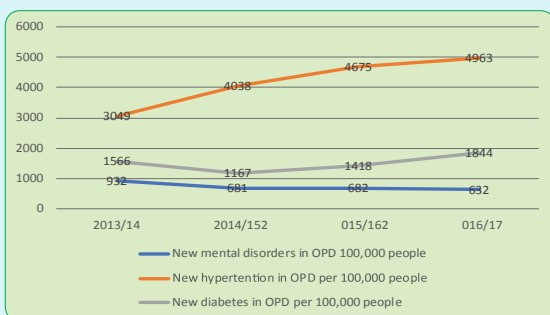
- Location: Coast region of Kenya
- Total population estimate (2017): 132,582 people (69,074 male and 63,508 female)
- 15 years old and below: 4.1 out of every 10 persons
- Overall poverty index (2015/16): 28.5%
- Life expectancy (2014): 57 years
- Fertility rate (2014): 4.3 children per woman

2. Human resources for health (2017)

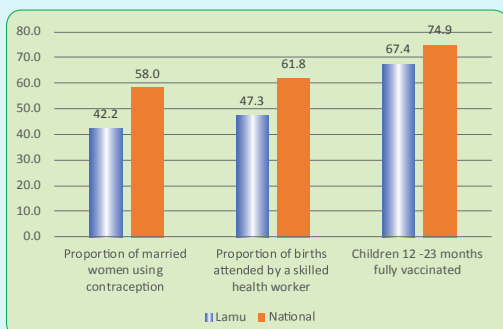
- Medical workers: 146 per 100,000 population¹
- Doctors: 10
- Nurses: 108
- Clinical officers: 28
- Public health workers: 38

3. Health indicators

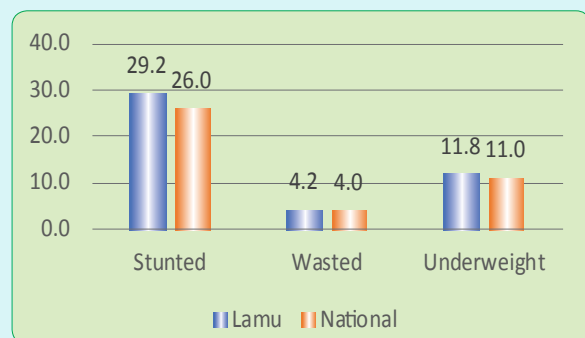
- Malaria test positivity rate (2017): 29%
- HIV prevalence (2016): 2.3%
- Tuberculosis prevalence (2017): 215 per 100,000 people
- Number and type of new non-communicable disease cases in outpatient departments (OPD) per 100,000 people (2013/14 to 2016/17)



4. Health status



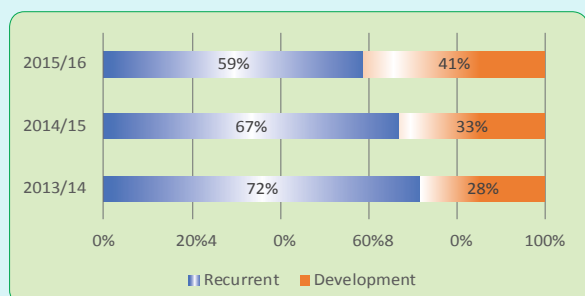
- Use of contraceptives (2017): 42 out of every 100 women of child bearing age
- Attendance by a skilled health worker (2017): 47 out of every 100 children born
- Vaccination (2017): 67 out of every 100 children



- Stunted children (2014): 30 children in every 100 children
- Wasted children (2014): 4 in every 100 children
- Underweight children (2014): 12 in every 100 children

5. Health financing

- Total budget allocation to health sector (2015/16): 22.4%
- Health spending (2014/15): Ksh 398.44 million
- Health spending (2015/16): Ksh 598.33 million
- Per capita health spending (2014/15): Ksh 4,102
- NHIF coverage (2015/16): 13 persons for every 100 citizens
- Development allocation as percentage of total health spending (2015/16): 41%



6. Health infrastructure (2017)

- Hospital beds: 3.4 per 10,000 population
- Health facilities: 14 per 10,000 population

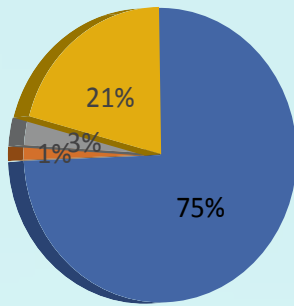
¹ The World Health Organization (WHO) target is 230 medical workers per 100,000 people

Number of health facilities

- c) Total health facilities: 61
- d) Primary health facilities: 58
- e) County and sub-county hospitals: 3
- f) Total beds and cots: 175

2. Ownership of health facilities

- a) Government: 75%
- b) Non governmental organizations (NGOs): 1.6%
- c) Faith-based organizations (FBOs): 3.3%
- d) Private: 21.3%



■ Public ■ NGOs ■ FBOs ■ Private

3. Water and sanitation (2017)

Proportion of the population with access to improved water and sanitation: 70%

4. Level of availability and functionality of medical equipment in health facilities (2017):

- a) Obstetric care equipment: 100%
- b) Delivery pack: 100%

6. Recommendations

To address the emerging challenges in the health sector, the county needs to:

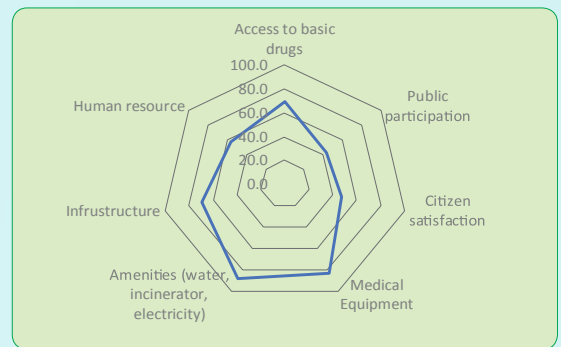
- (i) Support community health workers who provide services such as immunization and civic education on preventive health interventions
- (ii) Encourage more citizens to take up NHIF cover to enable them access medical services

Proportion of health facilities with valid medical drugs for various conditions (2017)

- a) Essential drugs for mothers: 67%
- b) Essential drugs for children: 65%
- c) HIV & AIDS: 66%
- d) Malaria: 50%
- e) Tuberculosis: 83%
- f) Diabetes: 83%

5. Health service delivery indices (2017)²

- a) Overall health service delivery index: 65.6%
- b) Medical drugs index: 69.5%
- c) Infrastructure index: 70%
- d) Amenities (water, incinerator and electricity) index: 88.9%
- e) Medical equipment index: 83.3%
- f) Public participation in health sector index: 43.1%
- g) Citizen satisfaction in health sector index: 47.2%
- h) Health human resources index: 57%



Health Care Delivery under Devolution: Taita Taveta County

1. County indicators

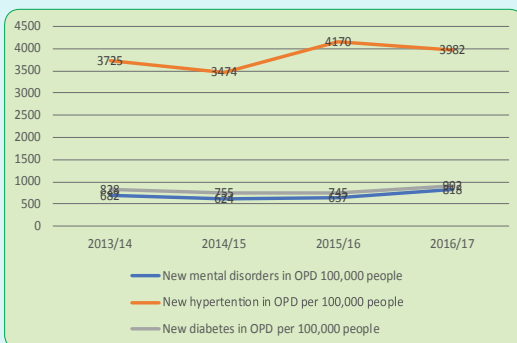
- a) *Location*: Coast region of Kenya
- b) *Total population estimate (2017)*: 371,713 people (188,943 male and 182,770 female)
- c) *15 years old and below*: 3.7 out of every 10 persons
- d) *Overall poverty index (2015/16)*: 32.3%
- e) *Life expectancy (2014)*: 52 years
- f) *Fertility rate (2014)*: 3.2 children per woman

2. Human resources for health (2017)

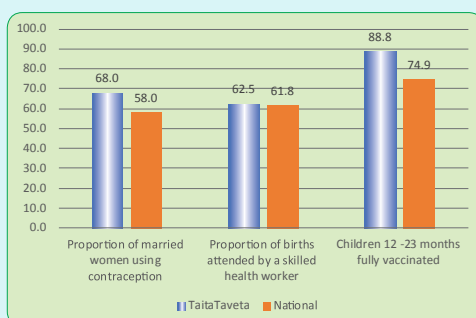
- a) *Medical workers*: 98 per 100,000 population¹
- b) *Doctors*: 31
- c) *Nurses*: 248
- d) *Clinical officers*: 52
- e) *Public health workers*: 59

3. Health indicators

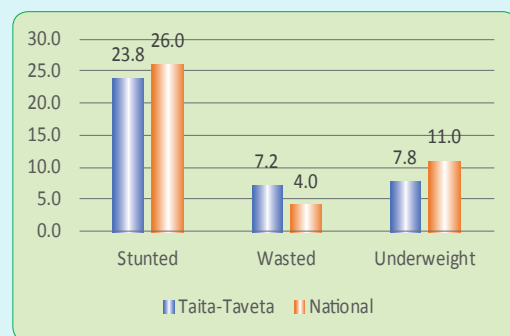
- a) *Malaria test positivity rate (2017)*: 29%
- b) *HIV prevalence (2016)*: 6.1%
- c) *Tuberculosis prevalence (2017)*: 201 per 100,000 people
- d) *Number and type of new non-communicable disease cases in outpatient departments (OPD) per 100,000 people (2013/14 to 2016/17)*



4. Health status



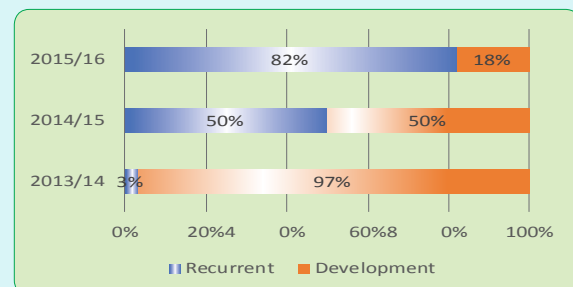
- a) *Use of contraceptives (2017)*: 68 out of every 100 women of child bearing age
- b) *Attendance by a skilled health worker (2017)*: 63 out of every 100 children born
- c) *Vaccination (2017)*: 89 out of every 100 children



- d) *Stunted children (2014)*: 24 children in every 100 children
- e) *Wasted children (2014)*: 7 in every 100 children
- f) *Underweight children (2014)*: 8 in every 100 children

5. Health financing

- a) *Total budget allocation to health sector (2015/16)*: 15.5%
- b) *Health spending (2014/15)*: Ksh 548.07 million
- c) *Health spending (2015/16)*: Ksh 992.26 million
- d) *Per capita health spending (2014/15)*: Ksh 3,063
- e) *NHIF coverage (2015/16)*: 30.4 persons for every 100 citizens
- f) *Development allocation as percentage of total health spending (2015/16)*: 18%



6. Health infrastructure (2017)

- a) *Hospital beds*: 11 per 10,000 population
- b) *Health facilities*: 2 per 10,000 population

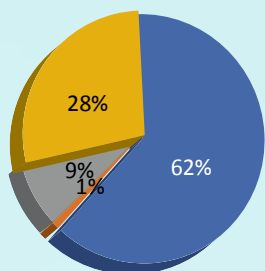
¹ The World Health Organization (WHO) target is 230 medical workers per 100,000 people

Number of health facilities

- c) Total health facilities: 77
- d) Primary health facilities: 75
- e) County and sub-county hospitals: 2
- f) Total beds and cots: 342

1. Ownership of health facilities

- a) Government: 61.9 percent
- b) Non governmental organizations (NGOs): 1.0%
- c) Faith-based organizations (FBOs): 8.6%
- d) Private: 27.6%



■ Public ■ NGOs ■ FBOs ■ Private

2. Water and sanitation (2017)

Proportion of the population with access to improved water and sanitation: 98.8%

3. Level of availability and functionality of medical equipment in health facilities (2017)

- a) Obstetric care equipment: 60%
- b) Delivery pack: 100%

5. Recommendations

To address the emerging challenges in the health sector, the county needs to:

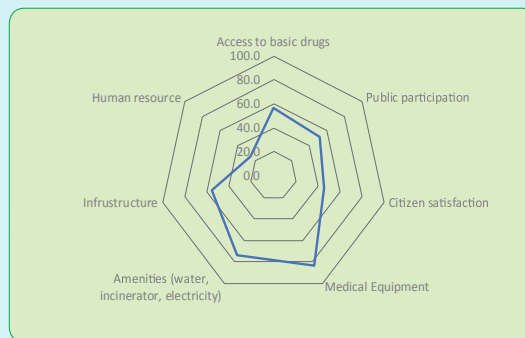
- (i) Sensitize the community on NHIF uptake
- (ii) Expand citizen and community participation in health planning, budgeting, policy formulation and implementation
- (iii) Improve supply of medical drugs especially for tuberculosis, malaria and essential drugs for mothers and children
- (iv) Increase development budgetary allocation to enhance infrastructural development and maintenance

Proportion of health facilities with valid medical drugs for various conditions (2017)

- a) Essential drugs for mothers: 60%
- b) Essential drugs for children: 40%
- c) HIV & AIDS: 50%
- d) Malaria: 60%
- e) Tuberculosis: 50%
- f) Diabetes: 80%

4. Health service delivery indices (2017)²

- a) Overall health service delivery index: 56.2%
- b) Medical drugs index: 56.7%
- c) Infrastructure index: 56%
- d) Amenities (water, incinerator and electricity) index: 73.3%
- e) Medical equipment index: 83.3%
- f) Public participation in health sector index: 52.2%
- g) Citizen satisfaction in health sector index: 46.1%
- h) Health human resources index: 25.6%



Health Care Delivery under Devolution: Garissa County

1. County indicators

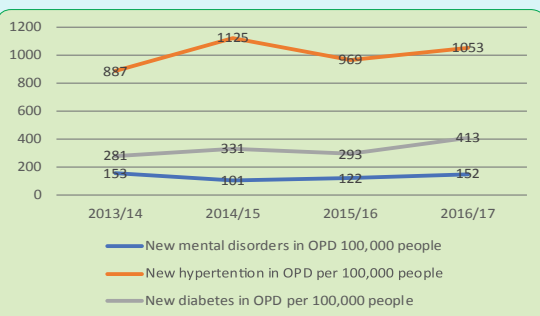
- Location:* North Eastern region of Kenya
- Total population estimate (2017):* 439,915 people (244,851 male and 215,064 female)
- 15 years old and below:* 4.8 out of every 10 persons
- Overall poverty index (2015/16):* 65.5%
- Life expectancy (2014):* 59.5 years
- Fertility rate (2014):* 6.1 children per woman

2. Human resources for health (2017)

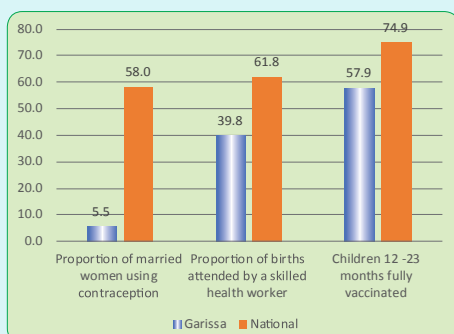
- Medical workers:* 86 per 100,000 population¹
- Doctors:* 61
- Nurses:* 257
- Clinical officers:* 74
- Public health workers:* 80

3. Health indicators

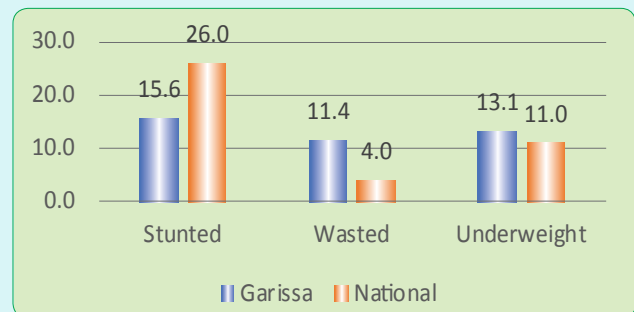
- Malaria test positivity rate (2017):* 44%
- HIV prevalence (2016):* 2.1%
- Tuberculosis prevalence (2017):* 172 per 100,000 people
- Number and type of new non-communicable disease cases in outpatient departments (OPD) per 100,000 people (2013/14 to 2016/17)*



4. Health status



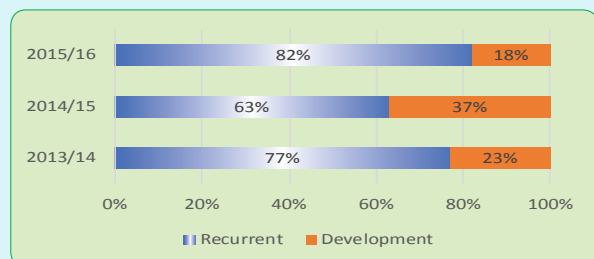
- Use of contraceptives (2017):* 6 out of every 100 women of child bearing age
- Attendance by a skilled health worker (2017):* 40 out of every 100 children born
- Vaccination (2017):* 58 out of every 100 children



- Stunted children (2014):* 16 children in every 100 children
- Wasted children (2014):* 11 in every 100 children
- Underweight children (2014):* 13 in every 100 children

5. Health financing

- Total budget allocation to health sector (2015/16):* 18.3%
- Health spending (2014/15):* Ksh 1,245.6 million
- Health spending (2015/16):* Ksh 1,432.2 million
- Per capita health spending (2014/15):* Ksh 1,845
- NHIF coverage (2015/16):* 18 persons for every 100 citizens
- Development allocation as percentage of total health spending (2015/16):* 18%



6. Health infrastructure (2017)

- Hospital beds:* 17 per 10,000 population
- Health facilities:* 4 per 10,000 population

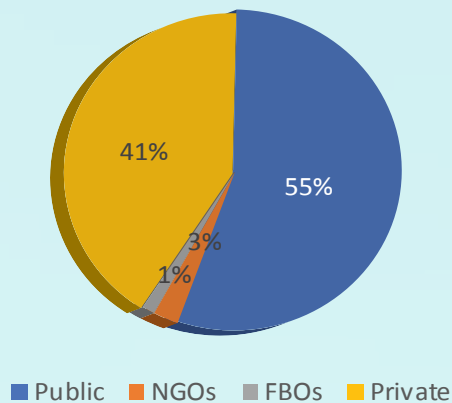
¹ World Health Organization (WHO) target is 230 medical workers per 100,000 people.

Number of health facilities

- c) Total health facilities: 165
- d) Primary health facilities: 150
- e) County and sub-county hospitals: 15
- f) Total beds and cots: 739

1. Ownership of health facilities

- a) Government: 55.2%
- b) Non governmental organizations (NGOs): 2.4%
- c) Faith-based organizations (FBOs): 1.2%
- d) Private: 41.2%



2. Water and sanitation (2017)

Proportion of the population with access to improved water and sanitation: 45.1%

3. Level of availability and functionality of medical equipment in health facilities, (2017):

- a) Obstetric care equipment: 20%
- b) Delivery pack: 100%

5. Recommendations

To address the emerging challenges in the health sector, the county needs to:

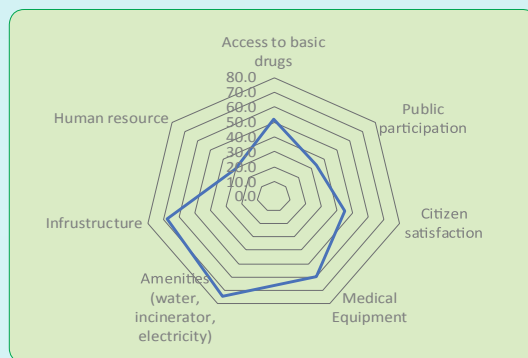
- (i) Improve health care financing at the county for purchase of equipment
- (ii) Deploy adequate health professionals in the county
- (iii) Improve on sanitation and access to clean and safe water

Proportion of health facilities with valid medical drugs for various conditions (2017)

- a) Essential drugs for mothers: 50%
- b) Essential drugs for children: 60%
- c) HIV & AIDS: 40%
- d) Malaria: 60%
- e) Tuberculosis: 40%
- f) Diabetes: 60%

4. Health service delivery indices (2017)²

- a) Overall health service delivery index: 51.7%
- b) Medical drugs index: 51.7%
- c) Infrastructure index: 68%
- d) Amenities (water, incinerator and electricity) index: 100%
- e) Medical equipment index: 60%
- f) Public participation in health sector index: 33.4%
- g) Citizen satisfaction in health sector index: 45%
- h) Health human resources index: 30.1%



Health Care Delivery under Devolution: Wajir County

1. County indicators

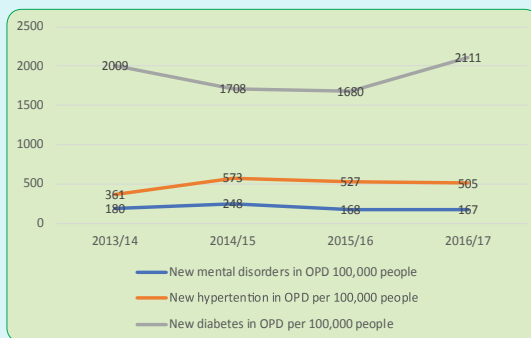
- a) *Location*: North eastern region of Kenya
- b) *Total population estimate (2017)*: 467,365 people (243,165 male and 224,200 female)
- c) *15 years old and below*: 4 out of every 10 persons
- d) *Overall poverty index (2015/16)*: 62.6%
- e) *Life expectancy (2014)*: 61.5 years
- f) *Fertility rate (2014)*: 7.8 children per woman

2. Human resources for health (2017)

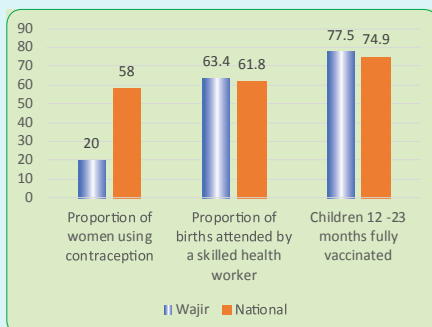
- a) *Medical workers*: 60 per 100,000 population¹
- b) *Doctors*: 14
- c) *Nurses*: 54
- d) *Clinical officers*: 6
- e) *Public health workers*: 58

3. Health indicators


- a) *Malaria test positivity rate (2017)*: 72%
- b) *HIV prevalence (2016)*: 0.2%
- c) *Tuberculosis prevalence (2017)*: 87 per 100,000 people
- d) *Number and type of new non-communicable disease cases in outpatient departments (OPD) per 100,000 people (2013/14 to 2016/17)*



4. Health status



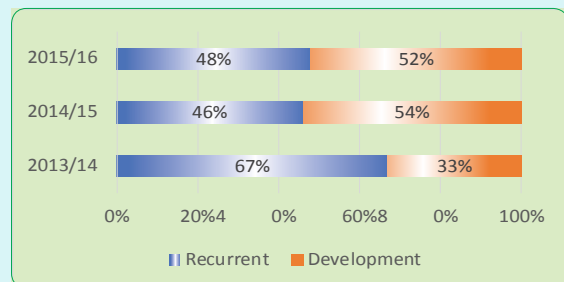
- a) *Use of contraceptives (2017)*: 2 out of every 100 women of child bearing age
- b) *Attendance by a skilled health worker (2017)*: 20 out of every 100 children born
- c) *Vaccination (2017)*: 50 out of every 100 children



- d) *Stunted children (2014)*: 26 children in every 100 children
- e) *Wasted children (2014)*: 14 in every 100 children
- f) *Underweight children (2014)*: 21 in every 100 children

5. Health financing

- a) *Total budget allocation to health sector (2015/16)*: 15.8%
- b) *Health spending (2014/15)*: Ksh 1,168 million
- c) *Health spending (2015/16)*: Ksh 1,287.6 million
- d) *Per capita health spending (2014/15)*: Ksh 1,559
- e) *NHIF coverage (2015/16)*: 10 persons for every 100 citizens
- f) *Development allocation as percentage of total health spending (2015/16)*: 52%



6. Health infrastructure, 2017

- a) *Hospital beds*: 8 per 10,000 population
- b) *Health facilities*: 2 per 10,000 population

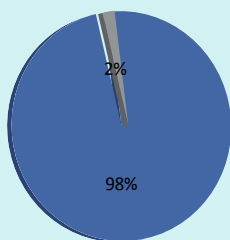
¹ World Health Organization (WHO) target is 230 medical workers per 100,000 people.

Number of health facilities

- c) Total health facilities: 135
- d) Primary health facilities: 130
- e) County and sub-county hospitals: 5
- f) Total beds and cots: 506

1. Ownership of health facilities

- a) Government: 98.2%
- b) Non-governmental organizations (NGOs): 9
- c) Faith-based organizations (FBOs): 1.8%
- d) Private: Zero



Public NGOs FBOs Private

2. Water and sanitation, 2017

Proportion of the population with access to improved water and sanitation: 6.2%

3. Level of availability and functionality of medical equipment in health facilities, 2017

- a) Obstetric care equipment: 50%
- b) Delivery pack: 50%

5. Recommendations

To address the emerging challenges in the health sector, the county needs to:


- (i) Invest in mobile health facilities capable of reaching far to reach communities
- (ii) Expand interventions in preventive and promotive health care to reduce prevalence of NCDs, especially diabetes among adults; and wasting, underweight and stunting among children
- (iii) Utilize community health workers to improve immunization and child nutrition
- (iv) Establish a framework for sharing medical specialists with neighbouring counties and/or with the national government;
- (v) Improve public private partnerships to share knowledge in areas of financing, innovation
- (vi) Expand local stakeholder engagement to improve health care utilization and service delivery

Proportion of health facilities with valid medical drugs for various conditions, 2017

- a) Essential drugs for mothers: 50%
- b) Essential drugs for children: 83%
- c) HIV & AIDS: 83.3%
- d) Malaria: 63%
- e) Tuberculosis: 50%
- f) Diabetes: 63%

4. Health service delivery indices, 2017²

- a) Overall health service delivery index: 57.4%
- b) Medical drugs index: 63.3%
- c) Infrastructure index: 66.7%
- d) Amenities (water, incinerator and electricity) index: 66%
- e) Medical equipment index: 83.3%
- f) Public participation in health sector index: 28.9%
- g) Citizen satisfaction in health sector index: 33%
- h) Health human resources index: 16.5%



Health Care Delivery under Devolution: Mandera County

1. County indicators

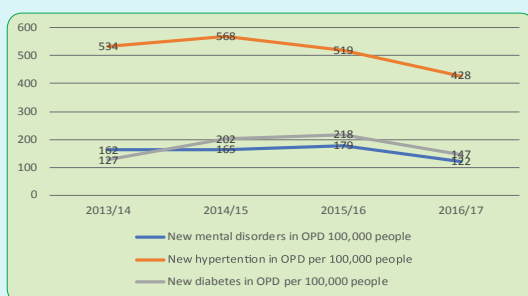
- a) *Location*: North Eastern region of Kenya
- b) *Total population estimate (2017)*: 724,238 people (373,469 male and 350,769 female)
- c) *15 years old and below*: 5.3 out of every 10 persons
- d) *Overall poverty index (2015/16)*: 77.6%
- e) *Life expectancy (2014)*: 61 years
- f) *Fertility rate (2014)*: 5.2 children per woman

2. Human resources for health (2017)

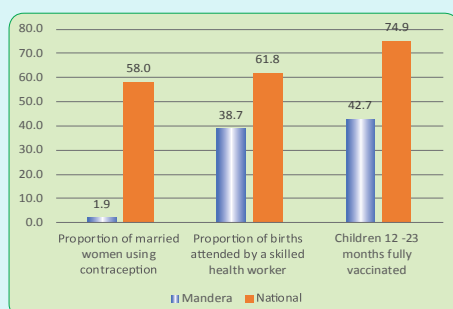
- a) *Medical workers*: 31 per 100,000 population¹
- b) *Doctors*: 4
- c) *Nurses*: 90
- d) *Clinical officers*: 29
- e) *Public health workers*: 38

3. Health indicators

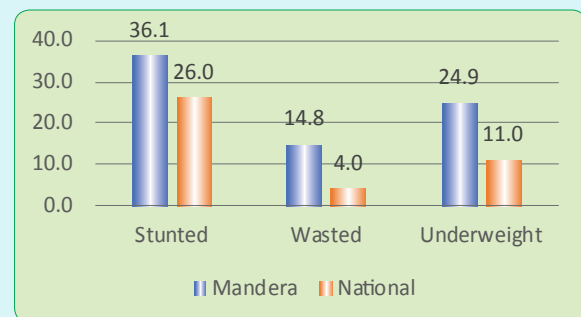
- a) *Malaria test positivity rate (2017)*: 21%
- b) *HIV prevalence (2016)*: 1.7%
- c) *Tuberculosis prevalence (2017)*: 51 per 100,000 people
- d) *Number and type of new non-communicable disease cases in outpatient departments (OPD) per 100,000 people (2013/14 to 2016/17)*



4. Health status



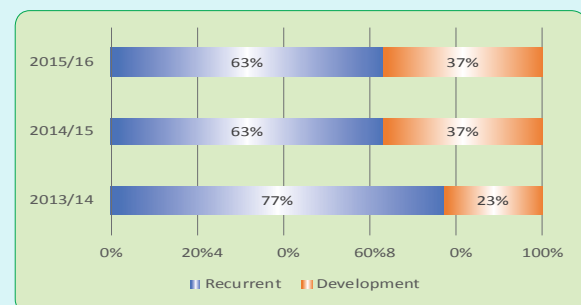
- a) *Use of contraceptives (2017)*: 2 out of every 100 women of child bearing age
- b) *Attendance by a skilled health worker (2017)*: 39 out of every 100 children born
- c) *Vaccination (2017)*: 43 out of every 100 children



- d) *Stunted children (2014)*: 36 children in every 100 children
- e) *Wasted children (2014)*: 15 in every 100 children
- f) *Underweight children (2014)*: 25 in every 100 children

5. Health financing

- a) *Total budget allocation to health sector (2015/16)*: 11.7%
- b) *Health spending (2014/15)*: Ksh 934.8 million
- c) *Health spending (2015/16)*: Ksh 1,439.33 million
- d) *Per capita health spending (2014/15)*: Ksh 1,300
- e) *NHIF coverage (2015/16)*: 9.8 persons for every 100 citizens
- f) *Development allocation as percentage of total health spending (2015/16)*: 37%



6. Health infrastructure (2017)

- a) *Hospital beds*: 1.2 per 10,000 population
- b) *Health facilities*: 7.4 per 10,000 population

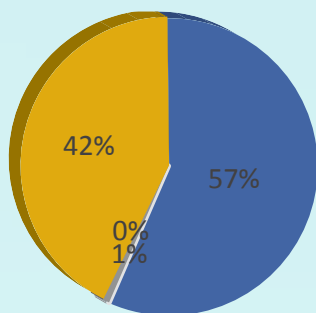
¹ World Health Organization (WHO) target is 230 medical workers per 100,000 people.

Number of health facilities

- c) Total health facilities: 133
- d) Primary health facilities: 125
- e) County and sub-county hospitals: 8
- f) Total beds and cots: 860

1. Ownership of health facilities

- a) Government: 56.7%
- b) Non governmental organizations (NGOs): 0.1%
- c) Faith-based organizations (FBOs): 0.7%
- d) Private: 42.5%



■ Public ■ NGOs ■ FBOs ■ Private

2. Water and sanitation (2017)

Proportion of the population with access to improved water and sanitation: 40.9%

3. Level of availability and functionality of medical equipment in health facilities (2017)

- a) Obstetric care equipment: 60%
- b) Delivery pack: 83.3%

5. Recommendations

To address the emerging challenges in the health sector, the county needs to:

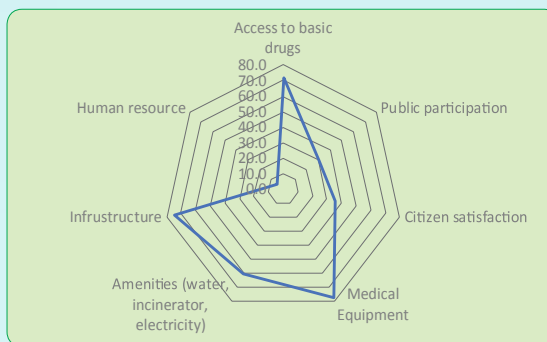
- (i) Have mechanisms in place to address water and sanitation issues in the county
- (ii) Enhance supply of essential drugs for mothers and children
- (iii) Enhance public participation in the health sector as a way of promoting sustainable health care in the county
- (iv) Support community health workers to enhance immunization, sensitization on use of contraceptives
- (v) Provide nutrition training to mothers to reduce stunting, wasting and underweight among children

Proportion of health facilities with valid medical drugs for various conditions (2017):

- a) Essential drugs for mothers: 43%
- b) Essential drugs for children: 86%
- c) HIV & AIDS: 71%
- d) Malaria: 86%
- e) Tuberculosis: 43%
- f) Diabetes: 100%

4. Health service delivery indices (2017)²

- a) Overall health service delivery index: 50.9%
- b) Medical drugs index: 71.5%
- c) Infrastructure index: 74.6%
- d) Amenities (water, incinerator and electricity) index: 61.1%
- e) Medical equipment index: 77.8%
- f) Public participation in health sector index: 30.2%
- g) Citizen satisfaction in health sector index: 36%
- h) Health human resources index: 5.4%



Health Care Delivery under Devolution: Marsabit County

1. County indicators

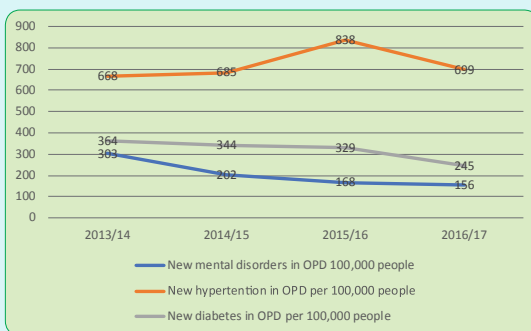
- a) *Location*: North Eastern region of Kenya
- b) *Total population estimate (2017)*: 319,128 people (167,867 male and 151,261 female)
- c) *15 years old and below*: 4.6 out of every 10 persons
- d) *Overall poverty index (2015/16)*: 63.7%
- e) *Life expectancy (2014)*: 64.5 years
- f) *Fertility rate (2014)*: 5 children per woman

2. Human resources for health (2017)

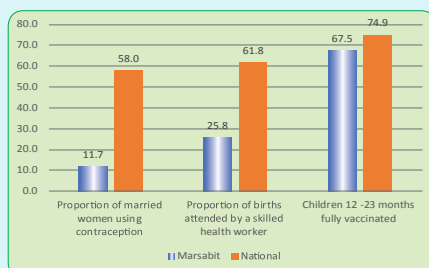
- a) *Medical workers*: 124 per 100,000 population¹
- b) *Doctors*: 27
- c) *Nurses*: 199
- d) *Clinical officers*: 33
- e) *Public health workers*: 40

3. Health indicators


- a) *Malaria test positivity rate (2017)*: 25%
- b) *HIV prevalence (2016)*: 1.2%
- c) *Tuberculosis prevalence (2017)*: 174 per 100,000 people
- d) *Number and type of new non-communicable disease cases in outpatient departments (OPD) per 100,000 people (2013/14 to 2016/17)*



4. Health status



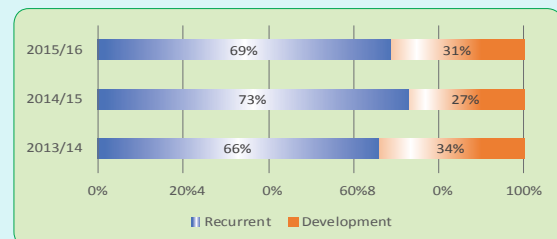
- a) *Use of contraceptives (2017)*: 12 out of every 100 women of child bearing age
- b) *Attendance by a skilled health worker (2017)*: 26 out of every 100 children born
- c) *Vaccination (2017)*: 68 out of every 100 children



- d) *Stunted children (2014)*: 27 children in every 100 children
- e) *Wasted children (2014)*: 16 in every 100 children
- f) *Underweight children (2014)*: 30 in every 100 children

5. Health financing

- a) *Total budget allocation to health sector (2015/16)*: 14.5%
- b) *Health spending (2014/15)*: Ksh 1,728.89 million
- c) *Health spending (2015/16)*: Ksh 955.19 million
- d) *Per capita health spending (2014/15)*: Ksh 1,358
- e) *NHIF coverage (2015/16)*: 9.8 persons for every 100 citizens
- f) *Development allocation as percentage of total health spending (2015/16)*: 31%



6. Health infrastructure (2017)

- a) *Hospital beds*: 3.4 per 10,000 population
- b) *Health facilities*: 19.3 per 10,000 population

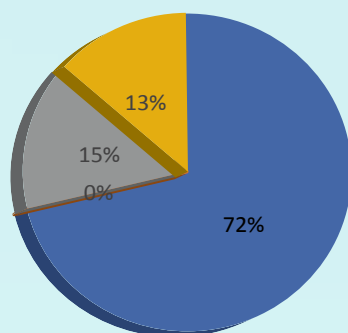
¹ World Health Organization (WHO) target is 230 medical workers per 100,000 people.

Number of health facilities

- c) Total health facilities: 105
- d) Primary health facilities: 100
- e) County and sub-county hospitals: 5
- f) Total beds and cots: 619

1. Ownership of health facilities

- a) Government: 71.5 percent
- b) Non governmental organizations (NGOs): 0.1%
- c) Faith-based organizations (FBOs): 15.2%
- d) Private: 13.2%



■ Public ■ NGOs ■ FBOs ■ Private

2. Water and sanitation (2017)

Proportion of the population with access to improved water and sanitation: 26%

3. Level of availability and functionality of medical equipment in health facilities (2017)

- a) Obstetric care equipment: 40%
- b) Delivery pack: 80%

5. Recommendations

To address the emerging challenges in the health sector, the county needs to:

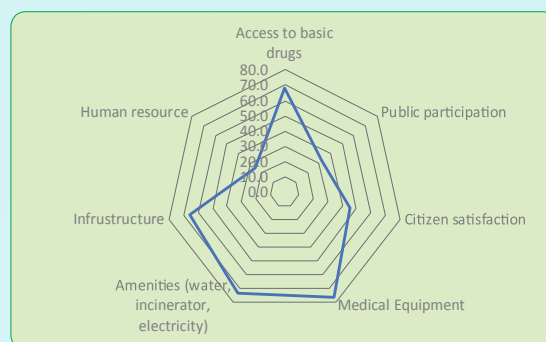
- (i) Ensure that each household has access to clean and safe water and improved sanitation and waste disposal
- (ii) Put more emphasis on outreach services through community health workers
- (iii) Support public health awareness and education
- (iv) Provide adequate medical equipment, drugs
- (v) Deploy adequate number of health personnel in health facilities

Proportion of health facilities with valid medical drugs for various conditions (2017)

- a) Essential drugs for mothers: 100%
- b) Essential drugs for children: 40%
- c) HIV & AIDS: 67%
- d) Malaria: 50%
- e) Tuberculosis: 100%
- f) Diabetes: 50%

4. Health service delivery indices (2017)²

- a) Overall health service delivery index: 55.3%
- b) Medical drugs index: 67.8%
- c) Infrastructure index: 66%
- d) Amenities (water, incinerator and electricity) index: 73.3%
- e) Medical equipment index: 76.7%
- f) Public participation in health sector index: 32.9%
- g) Citizen satisfaction in health sector index: 45%
- h) Health human resources index: 25.7%



Health Care Delivery under Devolution: Isiolo County

1. County indicators

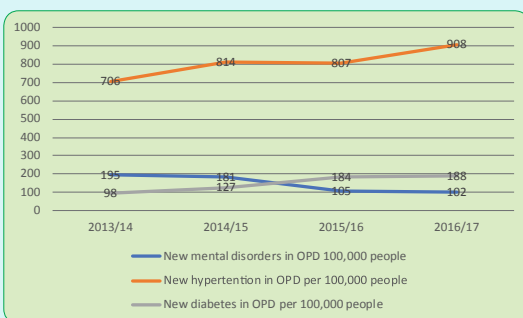
- a) *Location*: North Eastern region of Kenya
- a) *Total population estimate (2017)*: 157,032 people (75,169 male and 81,863 female)
- b) *15 years old and below*: 4.4 out of every 10 persons
- c) *Overall poverty index (2015/16)*: 51.9%
- d) *Life expectancy (2014)*: 67.5 years
- e) *Fertility rate (2014)*: 4.9 children per woman

2. Human resources for health (2017)

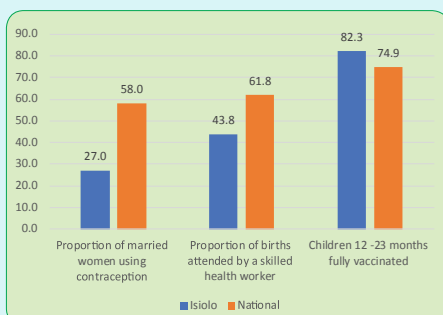
- a) *Medical workers*: 137 per 100,000 population¹
- b) *Doctors*: 26
- c) *Nurses*: 195
- d) *Clinical officers*: 30
- e) *Public health workers*: 30

3. Health indicators

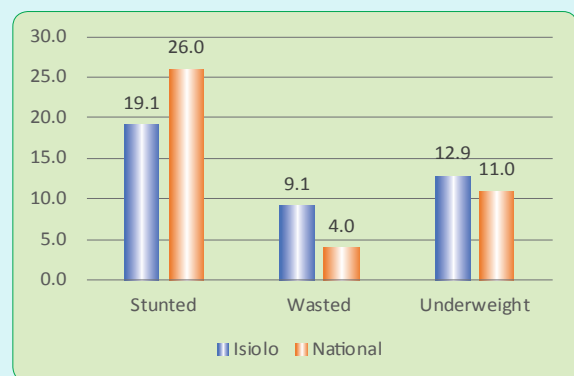
- a) *Malaria test positivity rate (2017)*: 39%
- b) *HIV prevalence (2016)*: 4.2%
- c) *Tuberculosis prevalence (2017)*: 339 per 100,000 people
- d) *Number and type of new non-communicable disease cases in outpatient departments (OPD) per 100,000 people (2013/14 to 2016/17)*



4. Health status



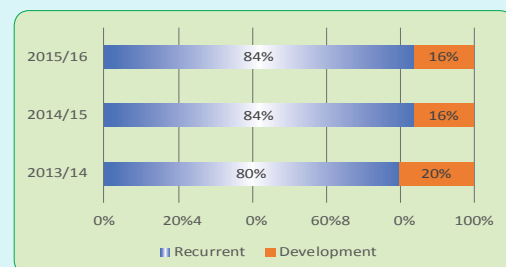
- a) *Use of contraceptives (2017)*: 27 out of every 100 women of child bearing age
- b) *Attendance by a skilled health worker (2017)*: 44 out of every 100 children born
- c) *Vaccination (2017)*: 82 out of every 100 children



- d) *Stunted children (2014)*: 19 children in every 100 children
- e) *Wasted children (2014)*: 9 in every 100 children
- f) *Underweight children (2014)*: 13 in every 100 children

5. Health financing

- a) *Total budget allocation to health sector (2015/16)*: 17.9%
- b) *Health spending (2014/15)*: Ksh 548.31 million
- c) *Health spending (2015/16)*: Ksh 681.13 million
- d) *Per capita health spending (2014/15)*: Ksh 3,670
- e) *NHIF coverage (2015/16)*: 20.5 persons for every 100 citizens
- f) *Development allocation as percentage of total health spending (2015/16)*: 16%



6. Health infrastructure (2017)

- a) *Hospital beds*: 39 per 10,000 population
- b) *Health facilities*: 4 per 10,000 population

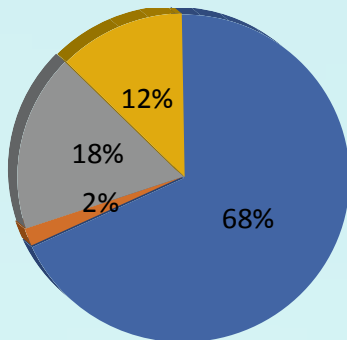
¹ The World Health Organization (WHO) target is 230 medical workers per 100,000 people.

Number of health facilities

- c) Total health facilities: 57
- d) Primary health facilities: 54
- e) County and sub-county hospitals: 3
- f) Total beds and cots: 615

2. Ownership of health facilities

- a) Government: 68.4 percent
- b) Non governmental organizations (NGOs): 1.8%
- c) Faith-based organizations (FBOs): 17.5%
- d) Private: 12.3%



■ Public ■ NGOs ■ FBOs ■ Private

3. Water and sanitation (2017)

Proportion of the population with access to improved water and sanitation: 70.7%

4. Level of availability and functionality of medical equipment in health facilities (2017)

- a) Obstetric care equipment: 100%
- b) Delivery pack: 100%

6. Recommendations

To address the emerging challenges in the health sector, the county needs to:

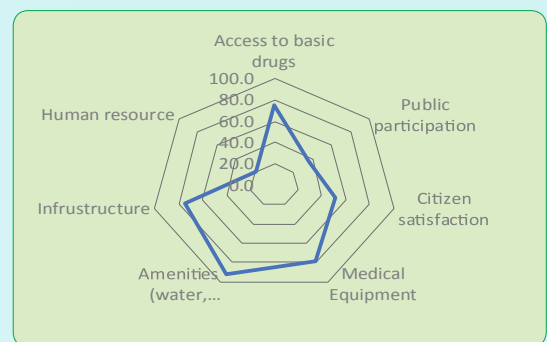
- (i) Have a special fund dedicated to infrastructure development and enhance security in the county
- (ii) Ensure that adequate budget is allocated in a bid to improve provision of essential medical drugs

Proportion of health facilities with valid medical drugs for various conditions (2017)

- a) Essential drugs for mothers: 100%
- b) Essential drugs for children: 75%
- c) HIV & AIDS: 75%
- d) Malaria: 75%
- e) Tuberculosis: 50%
- f) Diabetes: 75%

5. Health service delivery indices (2017)²

- a) Overall health service delivery index: 61.1%
- b) Medical drugs index: 75%
- c) Infrastructure index: 75%
- d) Amenities (water, incinerator and electricity) index: 91.7%
- e) Medical equipment index: 79.2%
- f) Public participation in health sector index: 36.7%
- g) Citizen satisfaction in health sector index: 50.8%
- h) Health human resources index: 19.6%



Health Care Delivery under Devolution: Meru County

1. County indicators

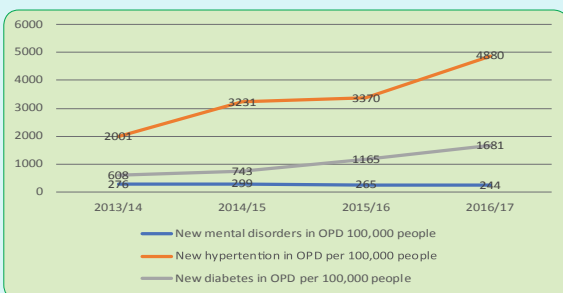
- a) *Location:* Eastern region of Kenya
- b) *Total population estimate (2017):* 1,485,526 people (745,024 male and 740,502 female)
- c) *15 years old and below:* 3.9 out of every 10 persons
- d) *Overall poverty index (2015/16):* 19.4%
- e) *Life expectancy (2014):* 65.5 years
- f) *Fertility rate (2014):* 3.1 children per woman

2. Human resources for health (2017)

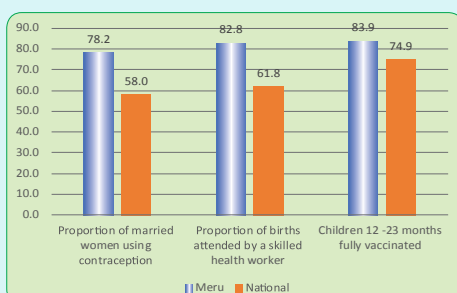
- a) *Medical workers:* 90 per 100,000 population¹
- b) *Doctors:* 69
- c) *Nurses:* 754
- d) *Clinical officers:* 93
- e) *Public health workers:* 157

3. Health indicators

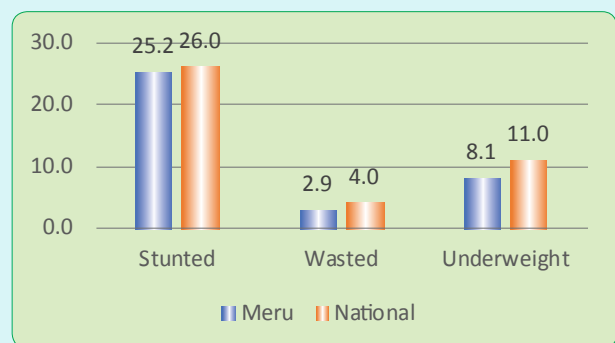
- a) *Malaria test positivity rate (2017):* 54%
- b) *HIV prevalence (2016):* 3%
- c) *Tuberculosis prevalence (2017):* 219 per 100,000 people
- d) *Number and type of new non-communicable disease cases in outpatient departments (OPD) per 100,000 people (2013/14 to 2016/17)*



4. Health status



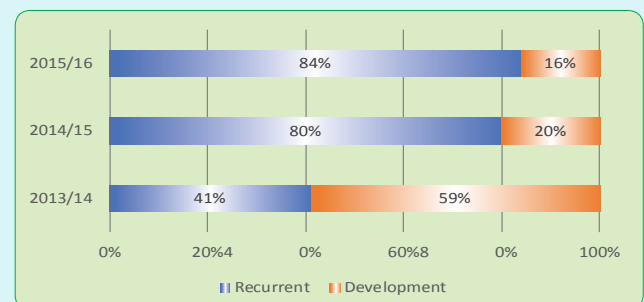
- a) *Use of contraceptives (2017):* 78 out of every 100 women of child bearing age
- b) *Attendance by a skilled health worker (2017):* 83 out of every 100 children born
- c) *Vaccination (2017):* 84 out of every 100 children



- d) *Stunted children (2014):* 25 children in every 100 children
- e) *Wasted children (2014):* 3 in every 100 children
- f) *Underweight children (2014):* 8 in every 100 children

5. Health financing

- a) *Total budget allocation to health sector (2015/16):* 12.4%
- b) *Health spending (2014/15):* Ksh 1,728.89 million
- c) *Health spending (2015/16):* Ksh 1,769.94 million
- d) *Per capita health spending (2014/15):* Ksh 806
- e) *NHIF coverage (2015/16):* 32.6 persons for every 100 citizens
- f) *Development allocation as percentage of total health spending (2015/16):* 16%



6. Health infrastructure (2017)

- a) *Hospital beds:* 1.5 per 10,000 population
- b) *Health facilities:* 12 per 10,000 population

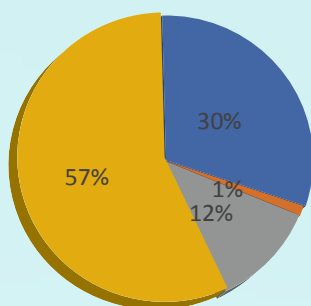
¹ The World Health Organization (WHO) target is 230 medical workers per 100,000 people

Number of health facilities

- c) Total health facilities: 307
- d) Primary health facilities: 293
- e) County and sub-county hospitals: 14
- f) Total beds and cots: 2,312

1. Ownership of health facilities

- a) Government: 30.5 percent
- b) Non governmental organizations (NGOs): 1.1%
- c) Faith-based organizations (FBOs): 11.8%
- d) Private: 56.6%



■ Public ■ NGOs ■ FBOs ■ Private

2. Water and sanitation (2017)

Proportion of the population with access to improved water and sanitation: 48.7%

3. Level of availability and functionality of medical equipment in health facilities, (2017)

- a) Obstetric care equipment: 80%
- b) Delivery pack: 83.33%

5. Recommendations

To address the emerging challenges in the health sector, the county needs to:

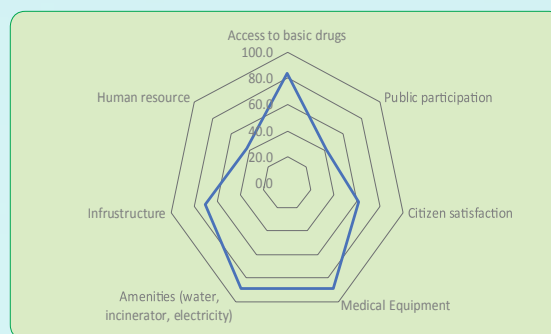
- (i) Construct and or expand the existing facilities to ensure that the citizens access adequate medical services; and
- (ii) Allocate more funds towards purchase of essential health drugs and equipment.

Proportion of health facilities with valid medical drugs for various conditions (2017)

- a) Essential drugs for mothers: 100%
- b) Essential drugs for children: 50%
- c) HIV & AIDS: 100%
- d) Malaria: 70%
- e) Tuberculosis: 100%
- f) Diabetes: 38%

4. Health service delivery indices (2017)²

- a) Overall health service delivery index: 68.3%
- b) Medical drugs index: 83.3%
- c) Infrastructure index: 70.6%
- d) Amenities (water, incinerator and electricity) index: 88.9%
- e) Medical equipment index: 88.9%
- f) Public participation in health sector index: 41.6%
- g) Citizen satisfaction in health sector index: 61.1%
- h) Health human resources index: 43.4%



Health Care Delivery under Devolution: Tharaka Nithi County

1. County indicators

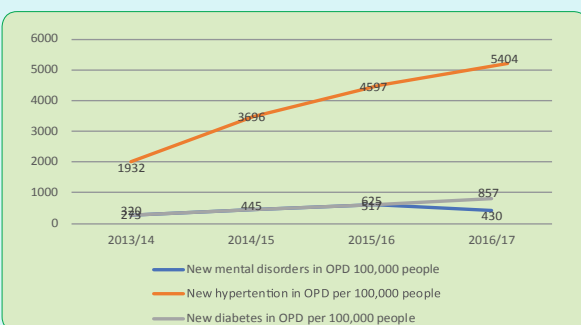
- Location:* Eastern region of Kenya
- Total population estimate (2017):* 400,069 people (198,233 male and 201,836 female)
- 15 years old and below:* 4.3 out of every 10 persons
- Overall poverty index (2015/16):* 23.6%
- Life expectancy (2014):* 67 years
- Fertility rate (2014):* 3.4 children per woman

2. Human resources for health (2017)

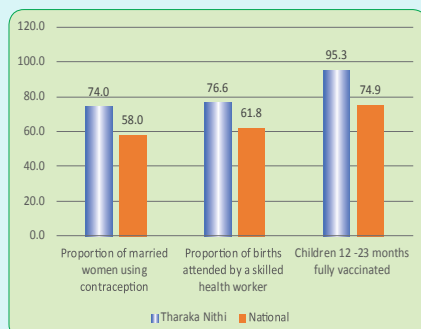
- Medical workers:* 139 per 100,000 population¹
- Doctors:* 47
- Nurses:* 329
- Clinical officers:* 40
- Public health workers:* 50

3. Health indicators

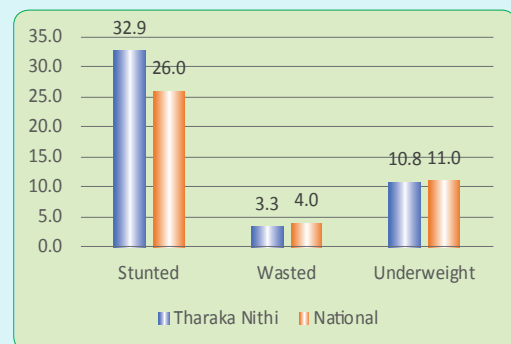
- Malaria test positivity rate (2017):* 36%
- HIV prevalence (2016):* 5.3%
- Tuberculosis prevalence (2017):* 243 per 100,000 people
- Number and type of new non-communicable disease cases in outpatient departments (OPD) per 100,000 people (2013/14 to 2016/17)*



4. Health status



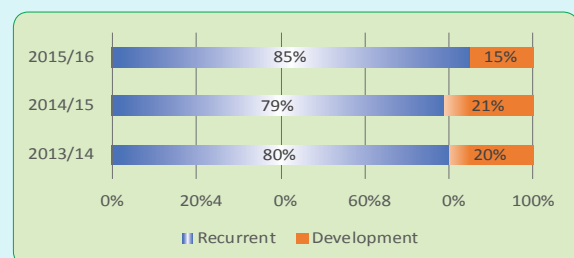
- Use of contraceptives (2017):* 74 out of every 100 women of child bearing age
- Attendance by a skilled health worker (2017):* 77 out of every 100 children born
- Vaccination (2017):* 95 out of every 100 children



- Stunted children (2014):* 33 children in every 100 children
- Wasted children (2014):* 3 in every 100 children
- Underweight children (2014):* 11 in every 100 children

5. Health financing

- Total budget allocation to health sector (2015/16):* 26.2 %
- Health spending (2014/15):* Ksh 736.67 million
- Health spending (2015/16):* Ksh 855.79 million
- Per capita health spending (2014/15):* Ksh 2,244
- NHIF coverage (2015/16):* 12.4 persons for every 100 citizens
- Development allocation as percentage of total health spending (2015/16):* 15%



6. Health infrastructure (2017)

- Hospital beds:* 8 per 10,000 population
- Health facilities:* 2 per 10,000 population

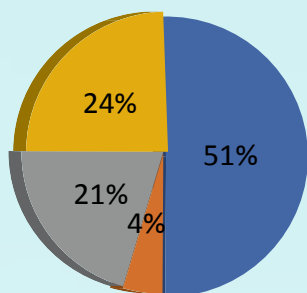
¹ The World Health Organization (WHO) target is 230 medical workers per 100,000 people.

Number of health facilities

- c) Total health facilities: 183
- d) Primary health facilities: 175
- e) County and sub-county hospitals: 8
- f) Total beds and cots: 852

1. Ownership of health facilities

- a) Government: 51.6%
- b) Non governmental organizations(NGOs): 4.6%
- c) Faith-based organizations (FBOs): 20.9%
- d) Private: 24.8%



■ Public ■ NGOs ■ FBOs ■ Private

2. Water and sanitation (2017)

Proportion of the population with access to improved water and sanitation: 96.3%

3. Level of availability and functionality of medical equipment in health facilities (2017)

- a) Obstetric care equipment: 71.43%
- b) Delivery pack: 83.33%

5. Recommendations

To address the emerging challenges in the health sector, the county needs to:

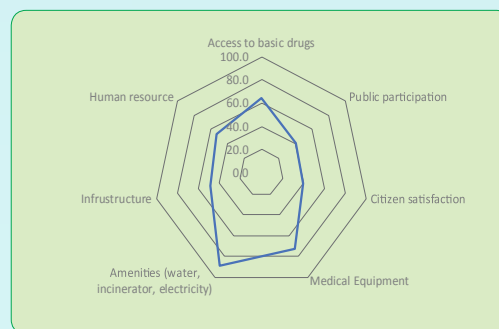
- (i) Design and implement more interventions in preventive and promotive health care to reduce disease prevalence, stunting, wasting and underweight among children
- (ii) Increase supply of the essential drugs for mothers and children
- (iii) Increase public participation in health planning interventions
- (iv) Increase the number of health personnel, especially public health workers, to sensitize the community on health care services
- (v) Increase expenditure on development for improved health infrastructural capacity in the county

Proportion of health facilities with valid medical drugs for various conditions (2017)

- a) Essential drugs for mothers: 100%
- b) Essential drugs for children: 29%
- c) HIV & AIDS: 71%
- d) Malaria: 43%
- e) Tuberculosis: 71%
- f) Diabetes: 71%

4. Health service delivery indices (2017)²

- a) Overall health service delivery index: 58.2%
- b) Medical drugs index: 64.2%
- c) Infrastructure index: 48.4%
- d) Amenities (water, incinerator and electricity) index: 88.9%
- e) Medical equipment index: 72.2%
- f) Public participation in health sector index: 41.5%
- g) Citizen satisfaction in health sector index: 39.5%
- h) Health human resources index: 53%



Health Care Delivery under Devolution: Embu County

1. County indicators

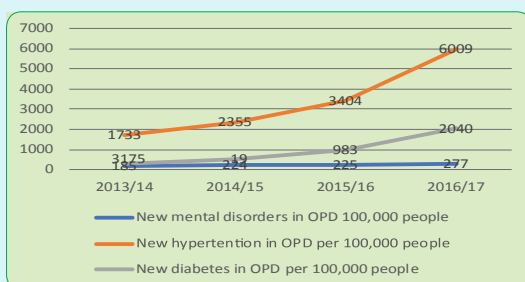
- Location:* Eastern region of Kenya
- Total population estimate (2017):* 565,367 people (282,501 male and 282,866 female)
- 15 years old and below:* 3.7 out of every 10 persons
- Overall poverty index (2015/16):* 28.2%
- Life expectancy (2014):* 67 years
- Fertility rate (2014):* 3.1 children per woman

2. Human resources for health (2017)

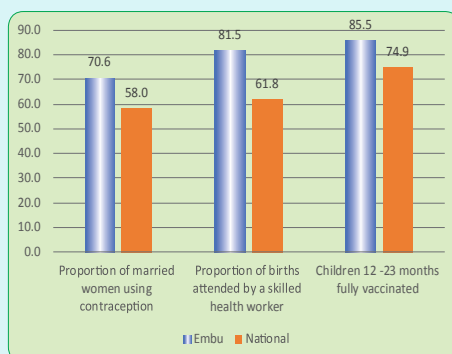
- Medical workers:* 190 per 100,000 population¹
- Doctors:* 66
- Nurses:* 645
- Clinical officers:* 72
- Public health workers:* 100

3. Health indicators

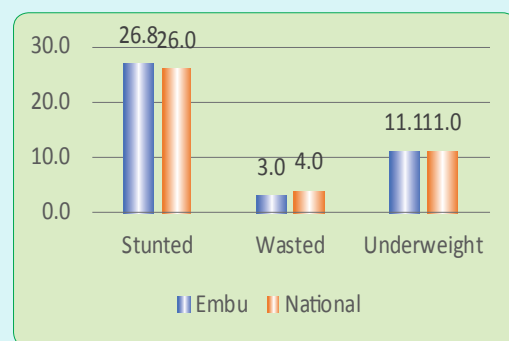
- Malaria test positivity rate (2017):* 57%
- HIV prevalence (2016):* 3.7%
- Tuberculosis prevalence (2017):* 245 per 100,000 people
- Number and type of new non-communicable disease cases in outpatient departments (OPD) per 100,000 people (2013/14 to 2016/17)*



4. Health status



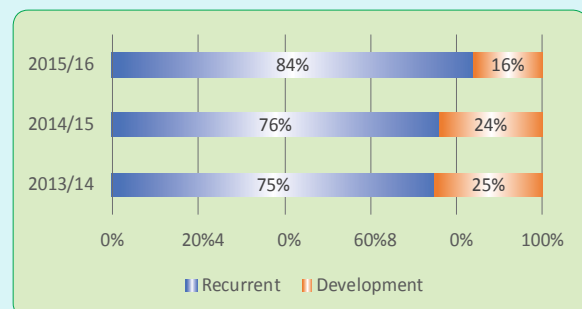
- Use of contraceptives (2017):* 70.6 out of every 100 women of child bearing age
- Attendance by a skilled health worker (2017):* 82 out of every 100 children born
- Vaccination (2017):* 86 out of every 100 children



- Stunted children (2014):* 27 children in every 100 children
- Wasted children (2014):* 3 in every 100 children
- Underweight children (2014):* 11 in every 100 children

5. Health financing

- Total budget allocation to health sector (2015/16):* 15.1%
- Health spending (2014/15):* Ksh 375.87 million
- Health spending (2015/16):* Ksh 1,314.42 million
- Per capita health spending (2014/15):* Ksh 1,989
- NHIF coverage (2015/16):* 33.5 persons for every 100 citizens
- Development allocation as percentage of total health spending (2015/16):* 16%



6. Health infrastructure (2017)

- Hospital beds:* 26 per 10,000 population
- Health facilities:* 4 per 10,000 population

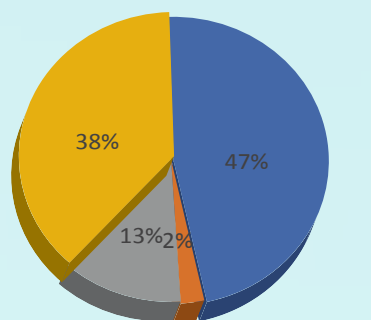
¹ The World Health Organization (WHO) target is 230 medical workers per 100,000 people.

Number of health facilities

- c) Total health facilities: 202
- d) Primary health facilities: 194
- e) County and sub-county hospitals: 8
- f) Total beds and cots: 1,485

1. Ownership of health facilities

- a) Government: 47.1%
- b) Non governmental organizations (NGOs): 2.5%
- c) Faith-based organizations (FBOs): 12.7%
- d) Private: 37.7%



■ Public ■ NGOs ■ FBOs ■ Private

2. Water and sanitation (2017)

Proportion of the population with access to improved water and sanitation: 98.4%

3. Level of availability and functionality of medical equipment in health facilities (2017):

- a) Obstetric care equipment: 75%
- b) Delivery pack: 100%

5. Recommendations

To address the emerging challenges in the health sector, the county needs to:

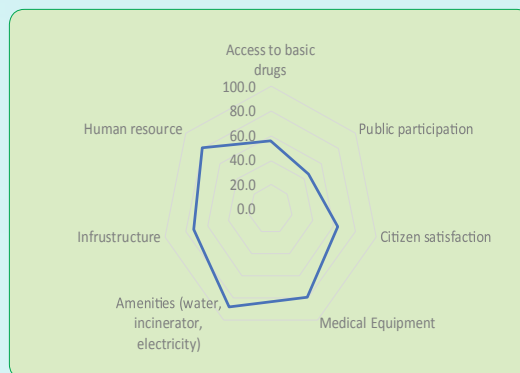
- (i) Enhance citizen participation by establishing a civic education unit, increasing the frequency of public participation forums, and involve the public during budget formulation and implementation processes
- (ii) Enhance provision of obstetric care equipment and essential drugs in the health facilities

Proportion of health facilities with valid medical drugs for various conditions (2017)

- a) Essential drugs for mothers: 50%
- b) Essential drugs for children: 50%
- c) HIV & AIDS: 67%
- d) Malaria: 33%
- e) Tuberculosis: 67%
- f) Diabetes: 67%

4. Health service delivery indices (2017)²

- a) Overall health service delivery index: 69.6%
- b) Medical drugs index: 55.7%
- c) Infrastructure index: 73.4%
- d) Amenities (water, incinerator and electricity) index: 88.9%
- e) Medical equipment index: 83.3%
- f) Public participation in health sector index: 45.4%
- g) Citizen satisfaction in health sector index: 63.1%
- h) Health human resources index: 81.2%



Health Care Delivery under Devolution: Kitui County

1. County indicators

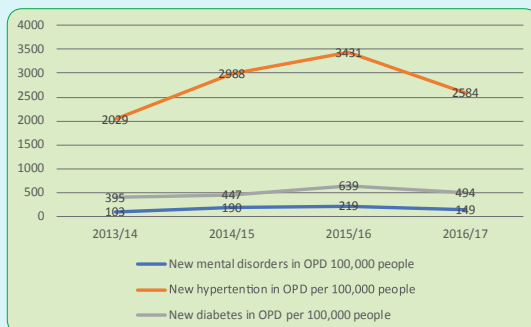
- Location:* Eastern region of Kenya
- Total population estimate (2017):* 1,108,594 people (534,651 male and 573,943 female)
- 15 years old and below:* 4.6 out of every 10 persons
- Overall poverty index (2015/16):* 47.5%
- Life expectancy (2014):* 64 years
- Fertility rate (2014):* 3.9 children per woman

2. Human resources for health (2017)

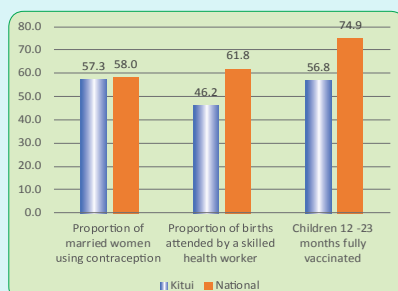
- Medical workers:* 76 per 100,000 population¹
- Doctors:* 45
- Nurses:* 553
- Clinical officers:* 64
- Public health workers:* 120

3. Health indicators

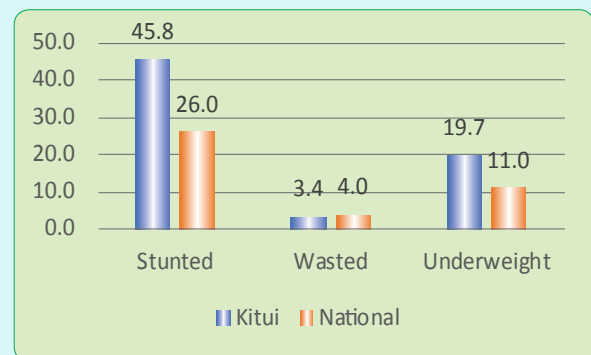
- Malaria test positivity rate (2017):* 31%
- HIV prevalence (2016):* 4.3%
- Tuberculosis prevalence (2017):* 177 per 100,000 people
- Number and type of new non-communicable disease cases in outpatient departments (OPD) per 100,000 people (2013/14 to 2016/17)*



4. Health status



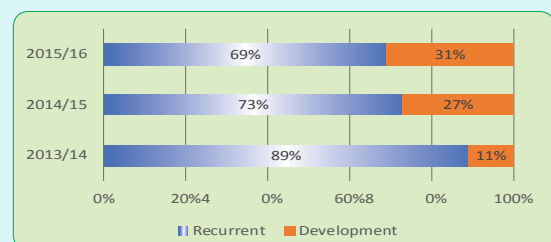
- Use of contraceptives (2017):* 57 out of every 100 women of child bearing age
- Attendance by a skilled health worker (2017):* 46 out of every 100 children born
- Vaccination (2017):* 57 out of every 100 children



- Stunted children (2014):* 46 children in every 100 children
- Wasted children (2014):* 3 in every 100 children
- Underweight children (2014):* 20 in every 100 children

5. Health financing

- Total budget allocation to health sector (2015/16):* 22.7%
- Health spending (2014/15):* Ksh 1,575.81 million
- Health spending (2015/16):* Ksh 1,545.89 million
- Per capita health spending (2014/15):* Ksh 1,314
- NHIF coverage (2015/16):* 26.9 persons for every 100 citizens
- Development allocation as percentage of total health spending (2015/16):* 31%



6. Health infrastructure (2017)

- Hospital beds:* 3.5 per 10,000 population
- Health facilities:* 13 per 10,000 population

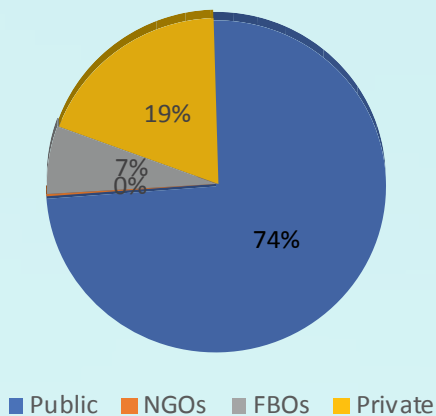
¹ The World Health Organization (WHO) target is 230 medical workers per 100,000 people.

Number of health facilities

- c) Total health facilities: 445
- d) Primary health facilities: 441
- e) County and sub-county hospitals: 14
- f) Total beds and cots: 1481

1. Ownership of health facilities

- a) Government: 74.1 percent
- b) Non governmental organizations (NGOs): 0.2%
- c) Faith-based organizations (FBOs): 6.6%
- d) Private: 18.2%



2. Water and sanitation (2017)

Proportion of the population with access to improved water and sanitation: 56.8%

3. Level of availability and functionality of medical equipment in health facilities (2017):

- a) Obstetric care equipment: 100%
- b) Delivery pack: 66.6%

5. Recommendations

To address the emerging challenges in the health sector, the county needs to:

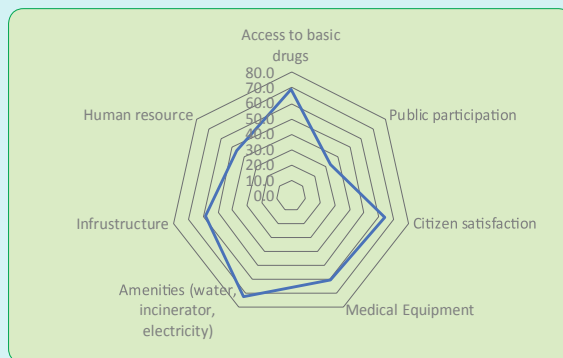
- (i) Improve the level of immunization and nutritional status among children
- (ii) Improve community participation in health sector planning and identification of health programmes and services
- (iii) Roll out water and sanitation (WASH) programme in collaboration with existing health sector stakeholders

Proportion of health facilities with valid medical drugs for various conditions (2017)

- a) Essential drugs for mothers: 67%
- b) Essential drugs for children: 33%
- c) HIV & AIDS: 100%
- d) Malaria: 50%
- e) Tuberculosis: 67%
- f) Diabetes: 100%

4. Health service delivery indices (2017)²

- a) Overall health service delivery index: 57.8%
- b) Medical drugs index: 69.5%
- c) Infrastructure index: 58.0%
- d) Amenities (water, incinerator and electricity) index: 72.2%
- e) Medical equipment index: 61.1%
- f) Public participation in health sector index: 33.2%
- g) Citizen satisfaction in health sector index: 64.0%
- h) Health human resources index: 46.8%



Health Care Delivery under Devolution: Machakos County

1. County indicators

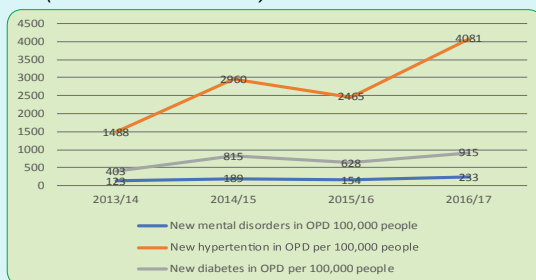
- Location:* Eastern region of Kenya
- Total population estimate (2017):* 1,203,250 people (603,366 male and 599,884 female)
- 15 years old and below:* 3.9 out of every 10 persons
- Overall poverty index (2015/16):* 23.3%
- Life expectancy (2014):* 62 years
- Fertility rate (2014):* 3.4 children per woman

2. Human resources for health (2017)

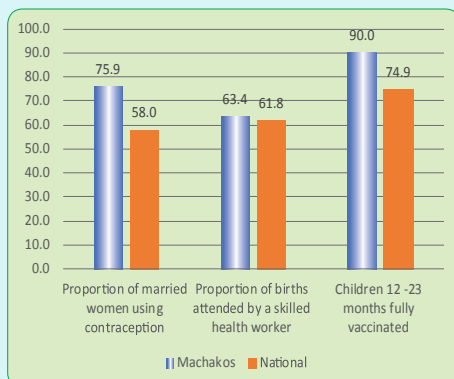
- Medical workers:* 102 per 100,000 population¹
- Doctors:* 88
- Nurses:* 659
- Clinical officers:* 97
- Public health workers:* 113

3. Health indicators

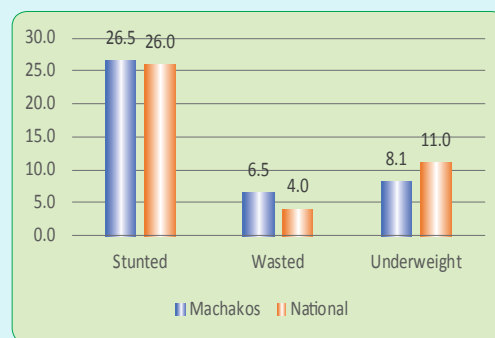
- Malaria test positivity rate (2017):* 19%
- HIV prevalence (2016):* 5%
- Tuberculosis prevalence (2017):* 189 per 100,000 people
- Number and type of new non-communicable disease cases in outpatient departments (OPD) per 100,000 people (2013/14 to 2016/17)*



4. Health status



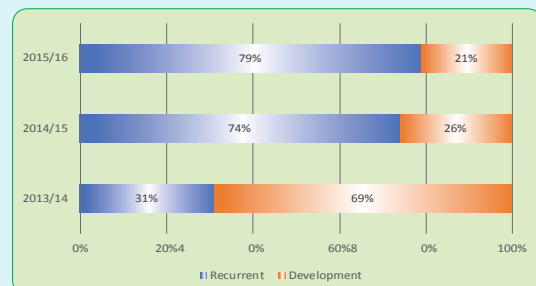
- Use of contraceptives (2017):* 76 out of every 100 women of child bearing age
- Attendance by a skilled health worker (2017):* 63 out of every 100 children born
- Vaccination (2017):* 90 out of every 100 children



- Stunted children (2014):* 27 children in every 100 children
- Wasted children (2014):* 7 in every 100 children
- Underweight children (2014):* 8 in every 100 children

5. Health financing

- Total budget allocation to health sector (2015/16):* 15.8%
- Health spending (2014/15):* Ksh 1,924.63 million
- Health spending (2015/16):* Ksh 2,525.73 million
- Per capita health spending (2014/15):* Ksh 1,462
- NHIF coverage (2015/16):* 28.4 persons for every 100 citizens
- Development allocation as percentage of total health spending (2015/16):* 21%



6. Health infrastructure (2017)

- Hospital beds:* 2.8 per 10,000 population
- Health facilities:* 18.7 per 10,000 population

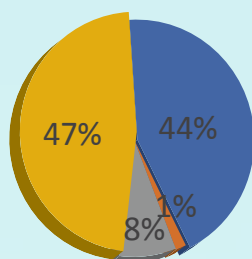
¹ The World Health Organization (WHO) target is 230 medical workers per 100,000 people

Number of health facilities

- c) Total health facilities: 409
- d) Primary health facilities: 397
- e) County and sub-county hospitals: 12
- f) Total beds and cots: 2308

1. Ownership of health facilities

- a) Government: 43.6%
- b) Non governmental organizations (NGOs): 1.5%
- c) Faith-based organizations (FBOs): 7.8%
- d) Private: 47%



■ Public ■ NGOs ■ FBOs ■ Private

2. Water and sanitation (2017)

Proportion of the population with access to improved water and sanitation: 83.5%

3. Level of availability and functionality of medical equipment in health facilities (2017):

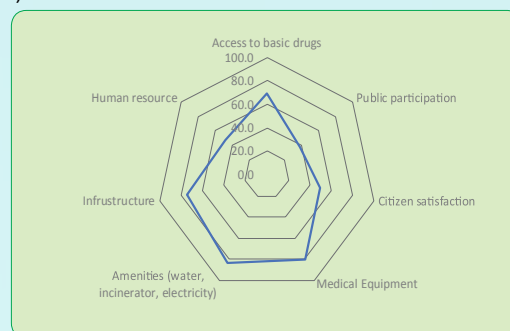
- a) Obstetric care equipment: 100%
- b) Delivery pack: 100%

Proportion of health facilities with valid medical drugs for various conditions (2017)

- a) Essential drugs for mothers: 67%
- b) Essential drugs for children: 50%
- c) HIV & AIDS: 80%
- d) Malaria: 33%
- e) Tuberculosis: 83%
- f) Diabetes: 100%

4. Health service delivery indices (2017)²

- a) Overall health service delivery index: 63.4%
- b) Medical drugs index: 68.8%
- c) Infrastructure index: 74.6%
- d) Amenities (water, incinerator and electricity) index: 83.3%
- e) Medical equipment index: 80.6%
- f) Public participation in health sector index: 38.6%
- g) Citizen satisfaction in health sector index: 49.7%
- h) Health human resources index: 47.9%



11. Recommendations

To address the emerging challenges in the health sector, the county needs to:

- (i) Ensure sufficient medical supplies in health facilities especially drugs for mothers, children and malaria
- (ii) Expand public health education among pregnant women and mothers as a measure towards addressing stunting and wasting among children
- (iii) Address non-communicable diseases, especially hypertension among adults through promotion of healthy living and nutritional support

Health Care Delivery under Devolution: Makueni County

1. County indicators

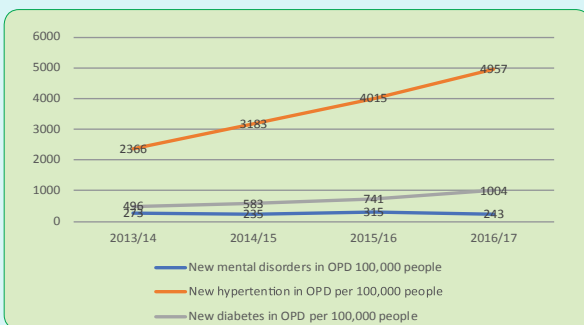
- Location*: Lower eastern region of Kenya
- Total population estimate (2017)*: 968,596 people (478,469 male and 490,127 female)
- 15 years old and below*: 4 out of every 10 persons
- Overall poverty index (2015/16)*: 34.8%
- Life expectancy (2014)*: 62 years
- Fertility rate (2014)*: 3.3 children per woman

2. Human resources for health (2017)

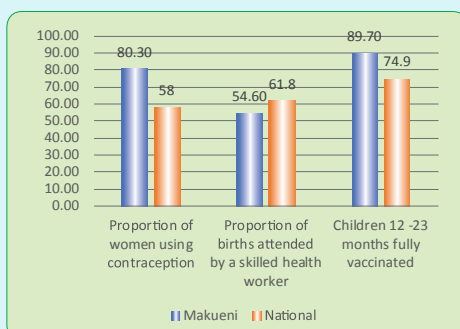
- Medical workers*: 62 per 100,000 population¹
- Doctors*: 51
- Nurses*: 436
- Clinical officers*: 73
- Public health workers*: 152

3. Health indicators

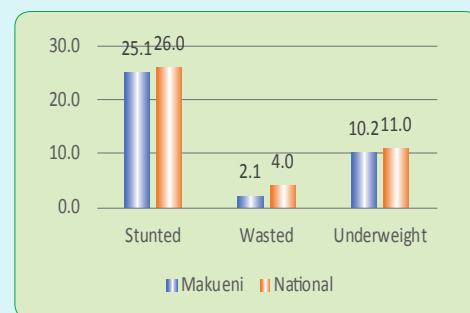
- Malaria test positivity rate (2017)*: 11%
- HIV prevalence (2016)*: 5.6%
- Tuberculosis prevalence (2017)*: 194 per 100,000 people
- Number and type of new non-communicable disease cases in outpatient departments (OPD) per 100,000 people (2013/14 to 2016/17)*



4. Health status



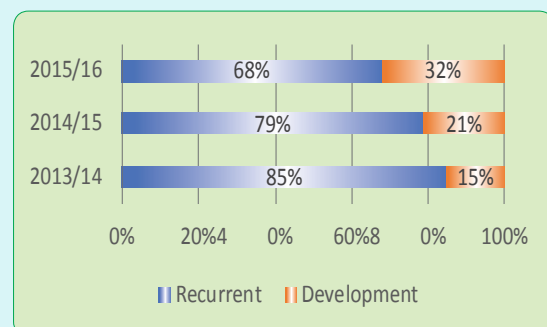
- Use of contraceptives (2017)*: 80 out of every 100 women of child bearing age
- Attendance by a skilled health worker (2017)*: 54.6 out of every 100 children born
- Vaccination (2017)*: 90 out of every 100 children



- Stunted Children (2014)*: 25 in every 100 children
- Wasted children (2014)*: 2 in every 100 children
- Underweight children (2014)*: 10 in every 100 children

5. Health financing

- Total budget allocation to health sector (2015/16)*: 30.4%
- Health spending (2014/15)*: Ksh 1,264.9 million
- Health spending (2015/16)*: Ksh 1,769.5 million
- Per capita health spending (2014/15)*: Ksh 1,680
- NHIF coverage (2015/16)*: 27.4 persons for every 100 citizens
- Development allocation as percentage of total health spending (2015/16)*: 32%



6. Health infrastructure (2017)

- Hospital beds*: 16 per 10,000 population
- Health facilities*: 4 per 10,000 population

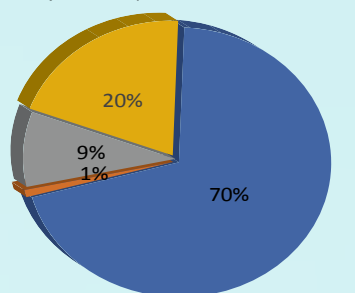
¹ The World Health Organization (WHO) target is 230 medical workers per 100,000 people

Number of health facilities

- a) Total health facilities: 345
- b) Primary health facilities: 336
- c) County and sub-county hospitals: 9
- d) Total beds and cots: 1,558

1. Ownership of health facilities

- a) Government: 70.2%
- b) Non governmental organizations (NGOs): 0.9%
- c) Faith-based organizations (FBOs): 9%
- d) Private: 19.9%



■ Public ■ NGOs ■ FBOs ■ Private

2. Water and sanitation

Proportion of the population with access to improved water and sanitation: 88.0%

9. Level of availability and functionality of medical equipment in health facilities, 2017

- a) Obstetric care equipment: 100%
- b) Delivery pack: 100%

11. Recommendations

To address the emerging challenges in the health sector, the county needs to:


- (i) Utilize community health workers to enhance access to immunization and child nutrition services for improved long-term child development
- (ii) Address rising cases of non-communicable diseases especially diabetes and hypertension in the county
- (iii) Establish a framework for sharing medical specialists with neighbouring counties and/or with the national government
- (iv) Equip health facilities with essential supplies and equipment while adhering to Kenya Essential Package for Health (KEPH) services
- (v) Build capacity of health staff in health planning and budgeting through partnerships with other stakeholders in public private sectors
- (vi) Expand resource flows for drugs and human resource inputs

Proportion of health facilities with validity medical drugs for various conditions

- c) Essential drugs for mothers: 80%
- e) Essential drugs for children: 82%
- f) HIV & AIDS: 60%
- g) Malaria : 63%
- h) Tuberculosis: 88%
- h) Diabetes : 80%

10. Health service delivery indices (2017)²

- a) Overall health service delivery index: 60%
- b) Medical drugs index: 58.3%
- c) Infrastructure index: 59%
- d) Amenities (water, incinerator and electricity) index: 66.7%
- e) Medical equipment index: 80%
- f) Public participation in health sector index: 38.5%
- g) Citizen satisfaction in health sector index: 80%
- h) Health human resources index: 37.6%



Health Care Delivery under Devolution: Nyandarua County

1. County indicators

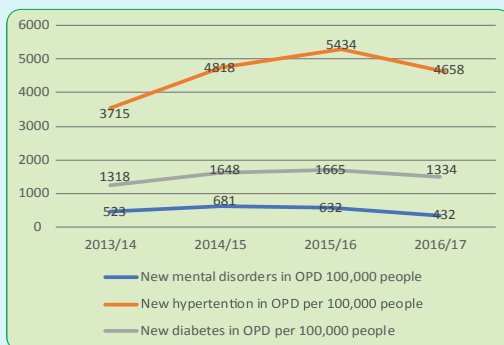
- Location: Central region of Kenya
- Total population estimate (2017): 699,924 people
347,557 male and 352,367 female)
- 15 years old and below: 4.3 out of every 10 persons
- Overall poverty index (2015/16): 34.8%
- Life expectancy (2014): 60 years
- Fertility rate (2014): 3.5 children per woman

2. Human resources for health (2017)

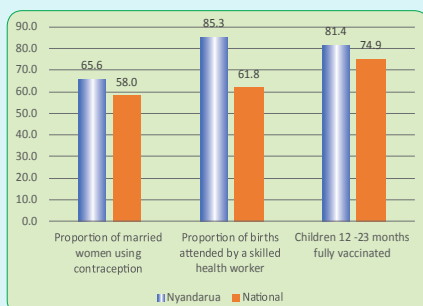
- Medical workers: 83 per 100,000 population¹
- Doctors: 56
- Nurses: 446
- Clinical officers: 51
- Public health workers: 101

3. Health indicators

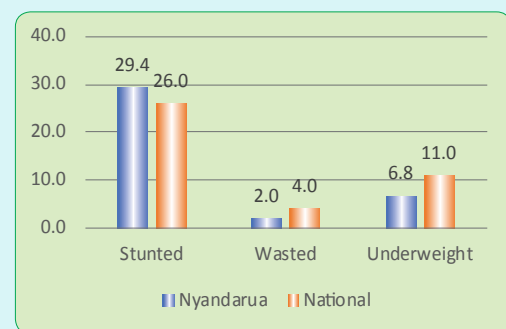
- Malaria test positivity rate (2017): 49%
- HIV prevalence (2016): 3.8%
- Tuberculosis prevalence (2017): 119 per 100,000 people
- Number and type of new non-communicable disease cases in outpatient departments (OPD) per 100,000 people (2013/14 to 2016/17)



4. Health status



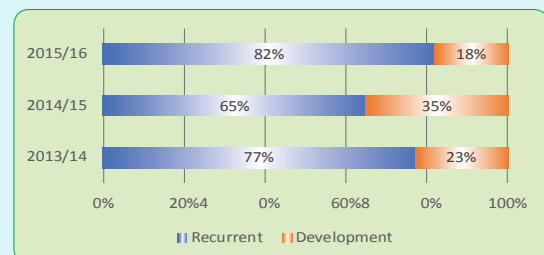
- Use of contraceptives (2017): 66 out of every 100 women of child bearing age
- Attendance by a skilled health worker (2017): 85 out of every 100 children born
- Vaccination (2017): 81 out of every 100 children



- Stunted children (2014): 30 children in every 100 children
- Wasted children (2014): 2 in every 100 children
- Underweight children (2014): 7 in every 100 children

5. Health financing

- Total budget allocation to health sector (2015/16): 25%
- Health spending (2014/15): Ksh 970.04 million
- Health spending (2015/16): Ksh 1,137.62 million
- Per capita health spending (2014/15): Ksh 686
- NHIF coverage (2015/16): 22.5 persons for every 100 citizens
- Development allocation as percentage of total health spending (2015/16): 18%



6. Health infrastructure (2017)

- Hospital beds: 10 per 10,000 population
- Health facilities: 3 per 10,000 population

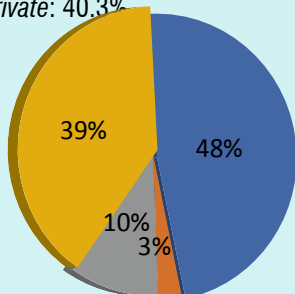
¹ The World Health Organization (WHO) target is 230 medical workers per 100,000 people.

Number of health facilities

- c) Total health facilities: 175
- d) Primary health facilities: 171
- e) County and sub-county hospitals: 4
- f) Total beds and cots: 693

1. Ownership of health facilities

- a) Government: 48.6%
- b) Non governmental organizations (NGOs): 2.8%
- c) Faith-based organizations (FBOs): 10.5%
- d) Private: 40.3%



■ Public ■ NGOs ■ FBOs ■ Private

2. Water and sanitation (2017)

Proportion of the population with access to improved water and sanitation: 81.1%

3. Level of availability and functionality of medical equipment in health facilities (2017)

- a) Obstetric care equipment: 80%
- b) Delivery pack: 66.67%

5. Recommendations

To address the emerging challenges in the health sector, the county needs to:

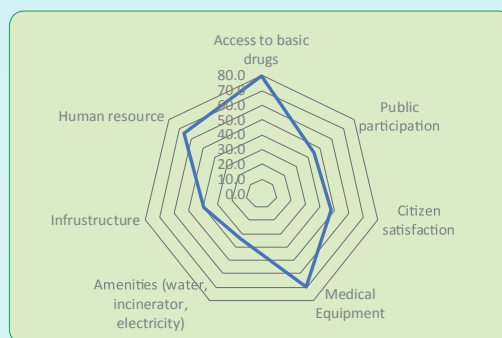
- (i) Increase the number of community health workers and NHIF coverage through enhanced community sensitization
- (ii) Increase public participation in health planning, budgeting and programme implementation
- (iii) Invest in preventive and promotive health care to reduce disease prevalence, stunting, wasting and underweight among children
- (iv) Establish socio-economic activities to improve citizens' economic status and eliminate poverty

Proportion of health facilities with valid medical drugs for various conditions (2017)

- a) Essential drugs for mothers: 100%
- b) Essential drugs for children: 70%
- c) HIV & AIDS: 70%
- d) Malaria: 80%
- e) Tuberculosis: 80%
- f) Diabetes: 80%

4. Health service delivery indices (2017)²

- a) Overall health service delivery index: 54.5%
- b) Medical drugs index: 80%
- c) Infrastructure index: 40%
- d) Amenities (water, incinerator and electricity) index: 33.3%
- e) Medical equipment index: 69.4%
- f) Public participation in health sector index: 44.6%
- g) Citizen satisfaction in health sector index: 48.3%
- h) Health human resources index: 66%



Health Care Delivery under Devolution: Nyeri County

1. County indicators

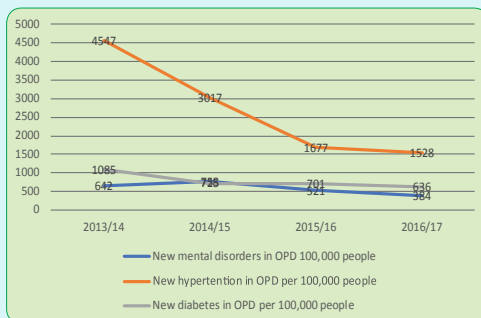
- Location:* Central region of Kenya
- Total population estimate (2017):* 814,182 people (405,394 male and 408,788 female)
- 15 years old and below:* 3.3 out of every 10 persons
- Overall poverty index (2015/16):* 19.3%
- Life expectancy (2014):* 60 years
- Fertility rate (2014):* 2.7 children per woman

2. Human resources for health (2017)

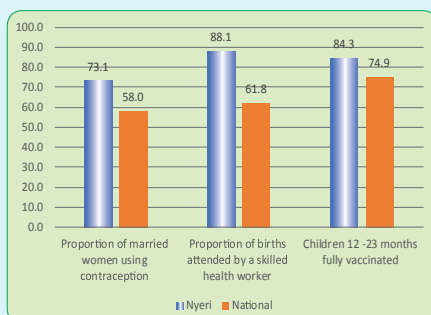
- Medical workers:* 121 per 100,000 population¹
- Doctors:* 97
- Nurses:* 817
- Clinical officers:* 90
- Public health workers:* 140

3. Health indicators

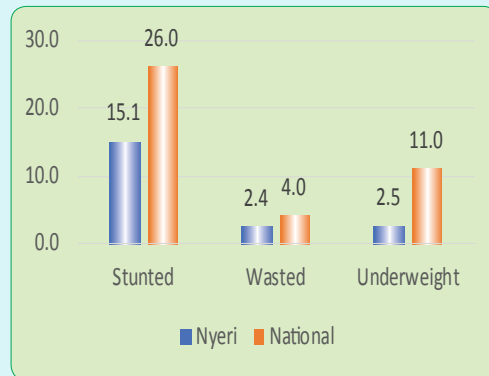
- Malaria test positivity rate (2017):* 32%
- HIV prevalence (2016):* 4.3%
- Tuberculosis prevalence (2017):* 188 per 100,000 people
- Number and type of new non-communicable disease cases in outpatient departments (OPD) per 100,000 people (2013/14 to 2016/17)*



4. Health status



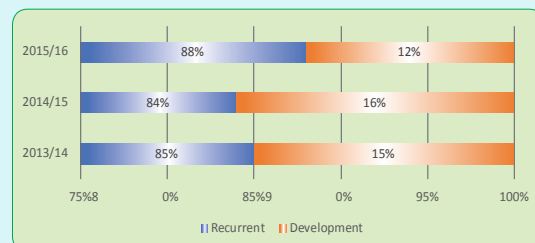
- Use of contraceptives (2017):* 73 out of every 100 women of child bearing age
- Attendance by a skilled health worker (2017):* 88 out of every 100 children born
- Vaccination (2017):* 84 out of every 100 children



- Stunted children (2014):* 15 children in every 100 children
- Wasted children (2014):* 2 in every 100 children
- Underweight children (2014):* 3 in every 100 children

5. Health financing

- Total budget allocation to health sector (2015/16):* 15.8%
- Health spending (2014/15):* Ksh 2,107.11 million
- Health spending (2015/16):* Ksh 2,032.45 million
- Per capita health spending (2014/15):* Ksh 2,574
- NHIF coverage (2015/16):* 30.7 persons for every 100 citizens
- Development allocation as percentage of total health spending (2015/16):* 12%



6. Health infrastructure (2017)

- Hospital beds:* 5.2 per 10,000 population
- Health facilities:* 21.7 per 10,000 population

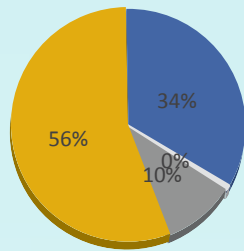
¹ The World Health Organization (WHO) target is 230 medical workers per 100,000 people.

Number of health facilities

- c) Total health facilities: 375
- d) Primary health facilities: 365
- e) County and subcounty hospitals: 10
- f) Total beds and cots: 1822

1. Ownership of health facilities

- a) Government: 33.9%
- b) Non governmental organizations (NGOs): 0.5%
- c) Faith-based organizations (FBOs): 10%
- d) Private: 55.6%



■ Public ■ NGOs ■ FBOs ■ Private

2. Water and sanitation (2017)

Proportion of the population with access to improved water and sanitation: 55.2 percent

3. Level of availability and functionality of medical equipment in health facilities (2017)

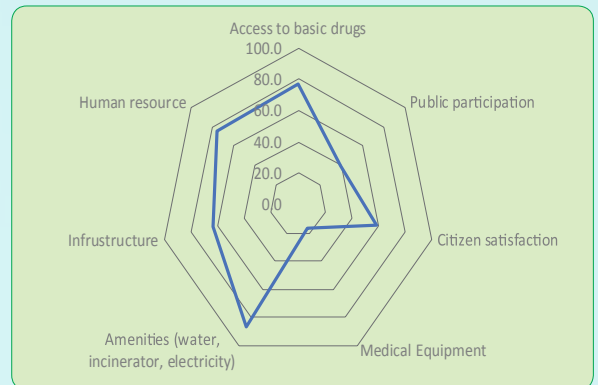
- a) Obstetric care equipment: 100%
- b) Delivery pack: 50%

Proportion of health facilities with valid medical drugs for various conditions (2017)

- a) Essential drugs for mothers: 60%
- b) Essential drugs for children: 60%
- c) HIV & AIDS: 80%
- d) Malaria: 80%
- e) Tuberculosis: 80%
- f) Diabetes: 100%

4. Health service delivery indices (2017)2

- a) Overall health service delivery index: 59.6%
- b) Medical drugs index: 76.7%
- c) Infrastructure index: 64%
- d) Amenities (water, incinerator and electricity) index: 86.7%
- e) Medical equipment index: 16.7%
- f) Public participation in health sector index: 39.8%
- g) Citizen satisfaction in health sector index: 58.6%
- h) Health human resources index: 75%



11. Recommendations

To address the emerging challenges in the health sector, the county needs to:

- (i) Sustain efforts that have led to decline in number of new hypertension cases
- (ii) Ensure adequate supply of equipment and drugs in health facilities especially drugs for mothers and children
- (iii) Eliminate stunting, wasting and underweight in the county through expanding public health education programmes

Health Care Delivery under Devolution: Kirinyaga County

1. County indicators

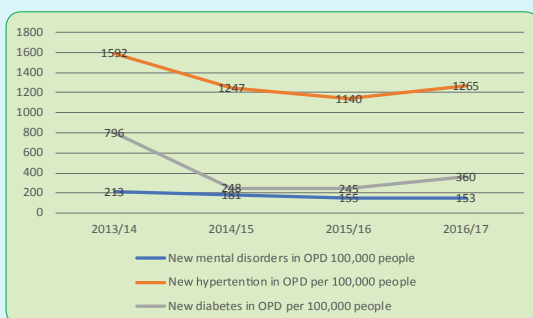
- Location*: Central region of Kenya
- Total population estimate (2017)*: 619,872 people (311,694 male and 308,178 female)
- 15 years old and below*: 3.3 out of every 10 persons
- Overall poverty index (2015/16)*: 20%
- Life expectancy (2014)*: 62.5 years
- Fertility rate (2014)*: 2.3 children per woman

2. Human resources for health (2017)

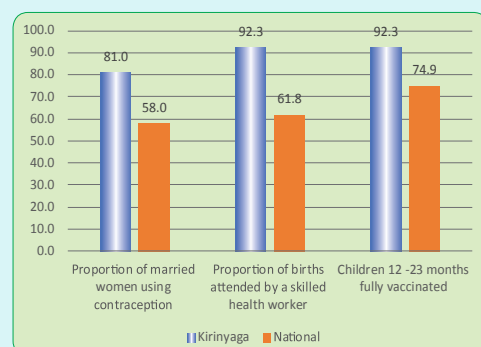
- Medical workers*: 88 per 100,000 population¹
- Doctors*: 31
- Nurses*: 422
- Clinical officers*: 50
- Public health workers*: 115

3. Health indicators

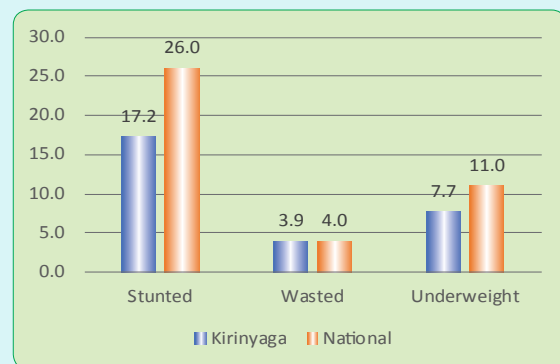
- Malaria test positivity rate (2017)*: 7%
- HIV prevalence (2016)*: 3.3%
- Tuberculosis prevalence (2017)*: 248 per 100,000 people
- Number and type of new non-communicable disease cases in outpatient departments (OPD) per 100,000 people (2013/14 to 2016/17)*



4. Health status



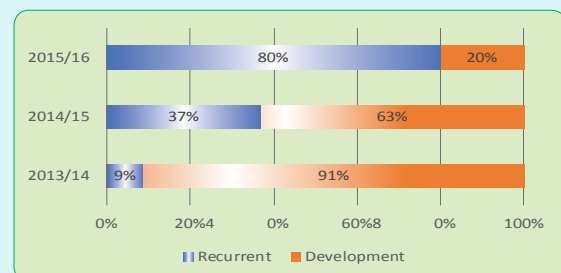
- Use of contraceptives (2017)*: 81 out of every 100 women of child bearing age
- Attendance by a skilled health worker (2017)*: 93 out of every 100 children born
- Vaccination (2017)*: 92 out of every 100 children



- Stunted children (2014)*: 17 children in every 100 children
- Wasted children (2014)*: 4 in every 100 children
- Underweight children (2014)*: 8 in every 100 children

5. Health financing

- Total budget allocation to health sector (2015/16)*: 5.8%
- Health spending (2014/15)*: Ksh 202.51 million
- Health spending (2015/16)*: Ksh 1,287.93 million
- Per capita health spending (2014/15)*: Ksh 656
- NHIF coverage (2015/16)*: 28.3 persons for every 100 citizens
- Development allocation as percentage of total health spending (2015/16)*: 20%



6. Health infrastructure (2017)

- Hospital beds*: 17 per 10,000 population
- Health facilities*: 5 per 10,000 population

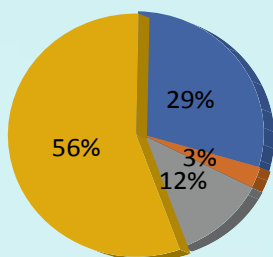
¹ The World Health Organization (WHO) target is 230 medical workers per 100,000 people

Number of health facilities

- c) Total health facilities: 296
- d) Primary health facilities: 288
- e) County and sub-county hospitals: 8
- f) Total beds and cots: 1,075

1. Ownership of health facilities

- a) Government: 29.2%
- b) Non governmental organizations (NGOs): 2.9%
- c) Faith-based organizations (FBOs): 12.0%
- d) Private: 55.8%



■ Public ■ NGOs ■ FBOs ■ Private

2. Water and sanitation (2017)

Proportion of the population with access to improved water and sanitation: 85 percent

3. Level of availability and functionality of medical equipment in health facilities (2017):

- a) Obstetric care equipment: 100%
- b) Delivery pack: 100%

5. Recommendations

To address the emerging challenges in the health sector, the county needs to:

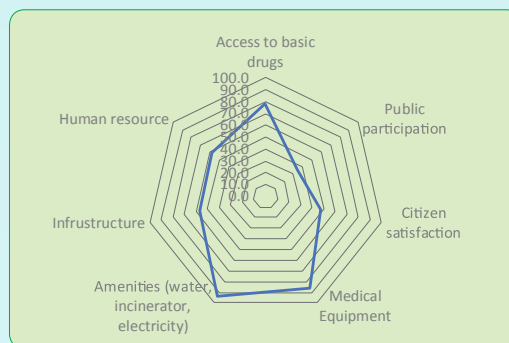
- (i) Support the community health workers services such as nutrition, immunization and public health
- (ii) Come up with more and effective channels of health sector public participation
- (iii) Provide civic education to encourage up take of NHIF scheme

Proportion of health facilities with valid medical drugs for various conditions (2017)

- a) Essential drugs for mothers: 80%
- b) Essential drugs for children: 100%
- c) HIV & AIDS: 100%
- d) Malaria: 50%
- e) Tuberculosis: 40%
- f) Diabetes: 100%

4. Health service delivery indices (2017)²

- a) Overall health service delivery index: 65.2%
- b) Medical drugs index: 78.3%
- c) Infrastructure index: 57%
- d) Amenities (water, incinerator and electricity) index: 93.3%
- e) Medical equipment index: 86.7%
- f) Public participation in health sector index: 34.9%
- g) Citizen satisfaction in health sector index: 48%
- h) Health human resources index: 58.4%



Health Care Delivery under Devolution: Murang'a County

1. County indicators

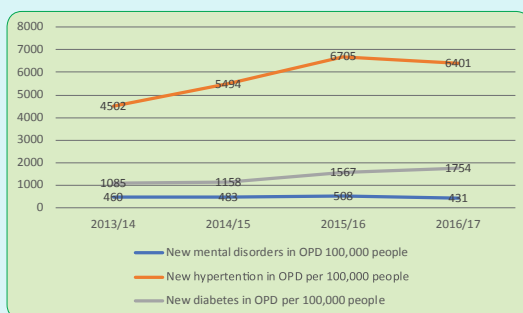
- a) *Location*: Central region of Kenya
- b) *Total population estimate (2017)*: 1,106,275 people (545,456 male and 560,819 female)
- c) *15 years old and below*: 3.7 out of every 10 persons
- d) *Overall poverty index (2015/16)*: 25.3%
- e) *Life expectancy (2014)*: 62 years
- f) *Fertility rate (2014)*: 7.8 children per woman

2. Human resources for health (2017)

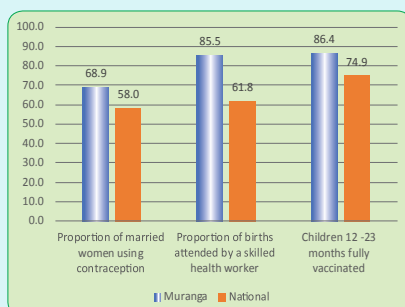
- a) *Medical workers*: 54 per 100,000 population¹
- b) *Doctors*: 72
- c) *Nurses*: 529
- d) *Clinical officers*: 60
- e) *Public health workers*: 202

3. Health indicators

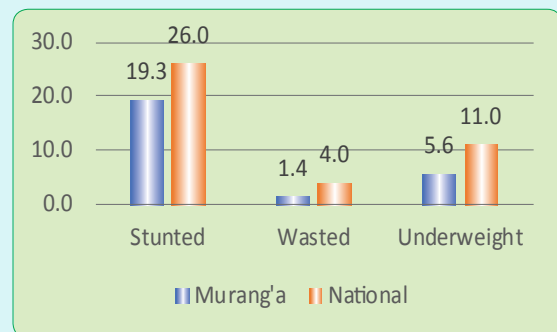
- a) *Malaria test positivity rate (2017)*: 25%
- b) *HIV prevalence (2016)*: 5.2%
- c) *Tuberculosis prevalence (2017)*: 192 per 100,000 people
- d) *Number and type of new non-communicable disease cases in outpatient departments (OPD) per 100,000 people (2013/14 to 2016/17)*



4. Health status



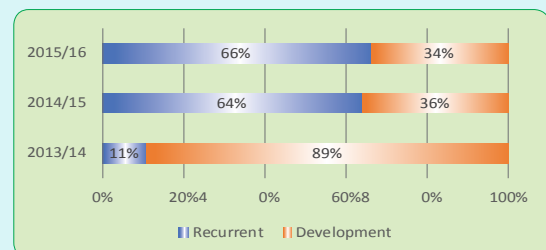
- a) *Use of contraceptives (2017)*: 69 out of every 100 women of child bearing age
- b) *Attendance by a skilled health worker (2017)*: 86 out of every 100 children born
- c) *Vaccination (2017)*: 86 out of every 100 children



- d) *Stunted children (2014)*: 19 children in every 100 children
- e) *Wasted children (2014)*: 1 in every 100 children
- f) *Underweight children (2014)*: 6 in every 100 children

5. Health financing

- a) *Total budget allocation to health sector (2015/16)*: 15.8%
- b) *Health spending (2014/15)*: Ksh 931.9 million
- c) *Health spending (2015/16)*: Ksh 2,215.63 million
- d) *Per capita health spending (2014/15)*: Ksh 1,190
- e) *NHIF coverage (2015/16)*: 28.6 persons for every 100 citizens
- f) *Development allocation as percentage of total health spending (2015/16)*: 34%



6. Health infrastructure (2017)

- a) *Hospital beds*: 2.4 per 10,000 population
- b) *Health facilities*: 7.7 per 10,000 population

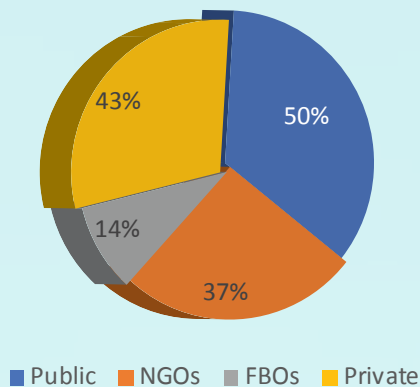
¹ The World Health Organization (WHO) target is 230 medical workers per 100,000 people.

Number of health facilities

- c) Total health facilities: 299
- d) Primary health facilities: 288
- e) County and sub-county hospitals: 11
- f) Total beds and cots: 911

1. Ownership of health facilities

- a) Government: 49.8%
- b) Non-governmental organizations (NGOs): 37.3
- c) Faith-based organizations (FBOs): 13.5%
- d) Private: 42.6%



2. Water and sanitation (2017)

Proportion of the population with access to improved water and sanitation: 65.6%

3. Level of availability and functionality of medical equipment in health facilities, (2017)

- a) Obstetric care equipment: 100%
- b) Delivery pack: 75%

11. Recommendations

To address the emerging challenges in the health sector, the county needs to:

- (i) Balance budgetary allocations to health sector development projects and recurrent expenditure, while allocating more funds for facility improvement
- (ii) Ensure that medical supplies, especially drugs for children and malaria are available in the health facilities to reduce the burden of out of pocket expenditure by patients
- (iii) Address rising cases of hypertension in the county through public education and nutritional support

Proportion of health facilities with valid medical drugs for various conditions (2017)

- a) Essential drugs for mothers: 100%
- b) Essential drugs for children: 25%
- c) HIV & AIDS: 100%
- d) Malaria: 33%
- e) Tuberculosis: 100%
- f) Diabetes: 67%

4. Health service delivery indices (2017)²

- a) Overall health service delivery index: 67.2%
- b) Medical drugs index: 70.8%
- c) Infrastructure index: 65%
- d) Amenities (water, incinerator and electricity) index: 91.7%
- e) Medical equipment index: 75%
- f) Public participation in health sector index: 37.9%
- g) Citizen satisfaction in health sector index: 67.8%
- h) Health human resources index: 62.4%



Health Care Delivery under Devolution: Kiambu County

1. County indicators

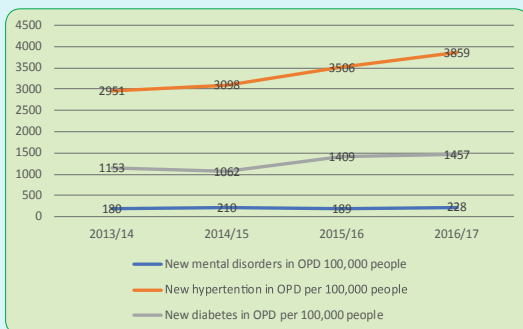
- a) *Location:* Central region of Kenya
- b) *Total population estimate (2017):* 1,905,084 people (960,825 male and 944,259 female)
- c) *15 years old and below:* 3.5 out of every 10 persons
- d) *Overall poverty index (2015/16):* 23.3%
- e) *Life expectancy (2014):* 63.5 years
- f) *Fertility rate (2014):* 2.7 children per woman

2. Human resources for health (2017)

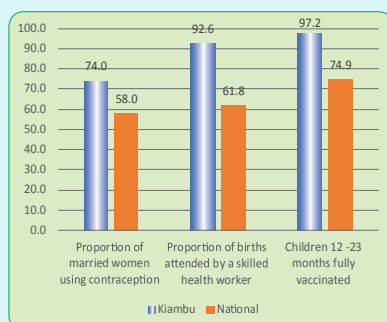
- a) *Medical workers:* 102 per 100,000 population¹
- b) *Doctors:* 196
- c) *Nurses:* 1205
- d) *Clinical officers:* 165
- e) *Public health workers:* 276

3. Health indicators

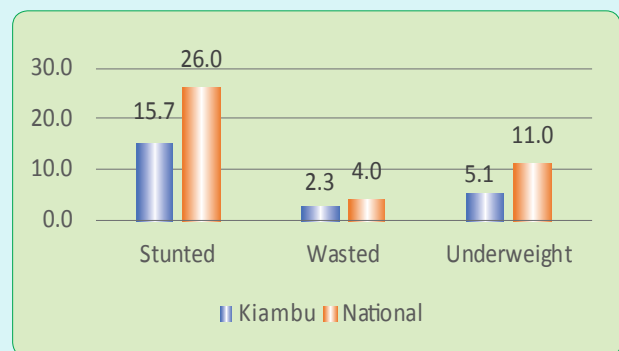
- a) *Malaria test positivity rate (2017):* 38%
- b) *HIV prevalence (2016):* 3.8%
- c) *Tuberculosis prevalence (2017):* 218 per 100,000 people
- d) *Number and type of new non-communicable disease cases in outpatient departments (OPD) per 100,000 people (2013/14 to 2016/17)*



4. Health status



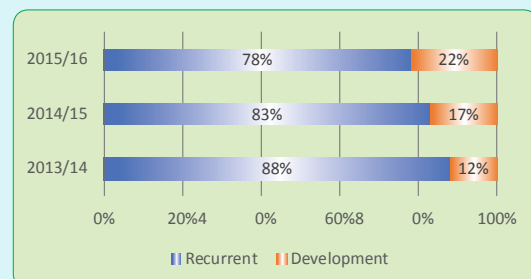
- a) *Use of contraceptives (2017):* 74 out of every 100 women of child bearing age
- b) *Attendance by a skilled health worker (2017):* 93 out of every 100 children born
- c) *Vaccination (2017):* 97 out of every 100 children



- d) *Stunted children (2014):* 16 children in every 100 children
- e) *Wasted children (2014):* 2 in every 100 children
- f) *Underweight children (2014):* 5 in every 100 children

5. Health financing

- a) *Total budget allocation to health sector (2015/16):* 15.8%
- b) *Health spending (2014/15):* Ksh 3,197.16 million
- c) *Health spending (2015/16):* Ksh 3,739.59 million
- d) *Per capita health spending (2014/15):* Ksh 1,752
- e) *NHIF coverage (2015/16):* 31.6 persons for every 100 citizens
- f) *Development allocation as percentage of total health spending (2015/16):* 22%



6. Health infrastructure (2017)

- a) *Hospital beds:* 2.6 per 10,000 population
- b) *Health facilities:* 17.7 per 10,000 population

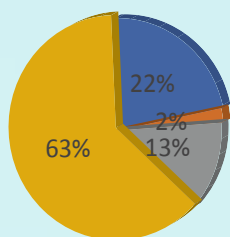
¹ The World Health Organization (WHO) target is 230 medical workers per 100,000 people.

Number of health facilities

- c) Total health facilities: 522
- d) Primary health facilities: 491
- e) County and sub-county hospitals: 31
- f) Total beds and cots: 3,569

1. Ownership of health facilities

- a) Government: 22.5%
- b) Non governmental organizations (NGOs): 2.1%
- c) Faith-based organizations (FBOs): 13.0%
- d) Private: 62.8%



■ Public ■ NGOs ■ FBOs ■ Private

2. Water and sanitation (2017)

Proportion of the population with access to improved water and sanitation: 90.3%

3. Level of availability and functionality of medical equipment in health facilities (2017)

- a) Obstetric care equipment: 100%
- b) Delivery pack: 80%

5. Recommendations

To address the emerging challenges in the health sector, the county needs to:

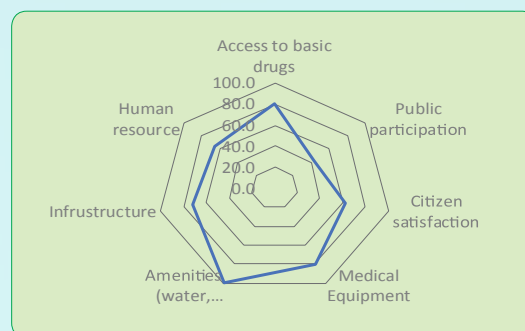
- (i) Improve investment in promotive and preventive health care especially the emerging hypertension cases
- (ii) Balance between health recurrent and development spending
- (iii) Expand citizen and community participation in health planning, budgeting and programme implementation

Proportion of health facilities with valid medical drugs for various conditions (2017)

- a) Essential drugs for mothers: 100%
- b) Essential drugs for children: 60%
- c) HIV & AIDS: 75%
- d) Malaria: 70%
- e) Tuberculosis: 75%
- f) Diabetes: 100%

4. Health service delivery indices (2017)²

- a) Overall health service delivery index: 71.9%
- b) Medical drugs index: 80%
- c) Infrastructure index: 72%
- d) Amenities (water, incinerator and electricity) index: 100%
- e) Medical equipment index: 80%
- f) Public participation in health sector index: 43.1%
- g) Citizen satisfaction in health sector index: 62.8%
- h) Health human resources index: 65%



Health Care Delivery under Devolution: Turkana County

1. County indicators

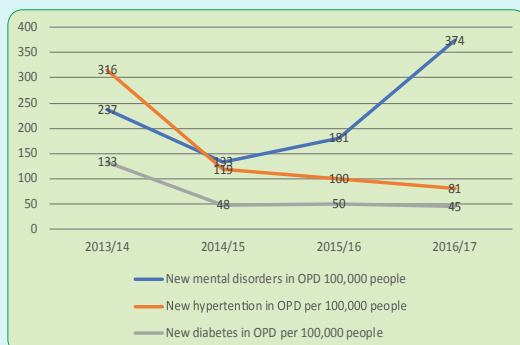
- a) *Location*: Rift Valley region of Kenya
- b) *Total population estimate (2017)*: 1,122,599 people (581,502 male and 541,097 female)
- c) *15 years old and below*: 4.6 out of every 10 persons
- d) *Overall poverty index (2015/16)*: 79.4%
- e) *Life expectancy (2014)*: 57 years
- f) *Fertility rate (2014)*: 6.9 children per woman

2. Human resources for health (2017)

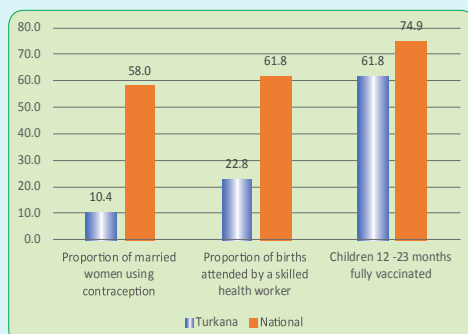
- a) *Medical workers*: 24 per 100,000 population¹
- b) *Doctors*: 15
- c) *Nurses*: 154
- d) *Clinical officers*: 36
- e) *Public health workers*: 80

3. Health indicators

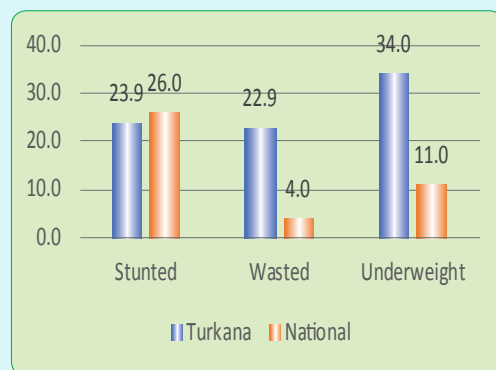
- a) *Malaria test positivity rate (2017)*: 50%
- b) *HIV prevalence (2016)*: 7.6%
- c) *Tuberculosis prevalence (2017)*: 183 per 100,000 people
- d) *Number and type of new non-communicable disease cases in outpatient departments (OPD) per 100,000 people (2013/14 to 2016/17)*



4. Health status



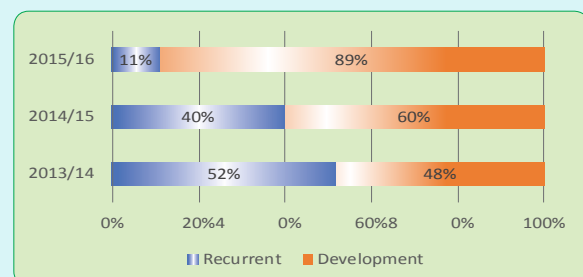
- a) *Use of contraceptives (2017)*: 10 out of every 100 women of child bearing age
- b) *Attendance by a skilled health worker (2017)*: 23 out of every 100 children born
- c) *Vaccination (2017)*: 62 out of every 100 children



- d) *Stunted children (2014)*: 24 children in every 100 children
- e) *Wasted children (2014)*: 23 in every 100 children
- f) *Underweight children (2014)*: 34 in every 100 children

5. Health financing

- a) *Total budget allocation to health sector (2015/16)*: 18.4%
- b) *Health spending (2014/15)*: Ksh 1,028 million
- c) *Health spending (2015/16)*: Ksh 860.94 million
- d) *Per capita health spending (2014/15)*: Ksh 2,217
- e) *NHIF coverage (2015/16)*: 10.1 persons for every 100 citizens
- f) *Development allocation as percentage of total health spending (2015/16)*: 89%



6. Health infrastructure (2017)

- a) *Hospital beds*: 14 per 10,000 population
- b) *Health facilities*: 2 per 10,000 population

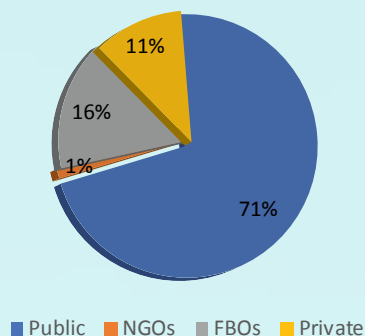
¹ The World Health Organization (WHO) target is 230 medical workers per 100,000 people.

Number of health facilities

- c) Total health facilities: 192
- d) Primary health facilities: 179
- e) County and sub-county hospitals: 13
- f) Total beds and cots: 1,671

1. Ownership of health facilities

- a) Government: 71%
- b) Non governmental organizations (NGOs): 1.2%
- c) Faith-based organizations (FBOs): 15.9%
- d) Private: 11%



2. Water and sanitation (2017)

Proportion of the population with access to improved water and sanitation: 31.9%

3. Level of availability and functionality of medical equipment in health facilities (2017)

- a) Obstetric care equipment: 50%
- b) Delivery pack: 83.33%

5. Recommendations

To address the emerging challenges in the health sector, the county needs to:

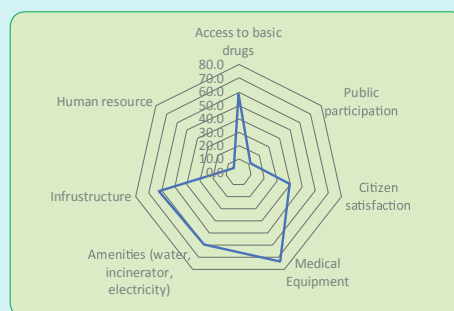
- (i) Enhance public awareness and civic education on the role of public participation in health sector planning, budgeting, policy formulation and implementation
- (ii) Improve supply of medical drugs especially for children, malaria, tuberculosis and diabetes
- (iii) Balance recurrent and development health expenditure to avoid compromising on quality service delivery
- (iv) Invest in public health programs that would increase uptake of immunizations, delivery in health facilities and reduce stunting, wasting and underweight in children
- (v) Invest in programmes geared towards improvement of water supply and sanitation
- (vi) Address rising cases of mental disorders through counselling
- (vii) Establish socio-economic activities to improve people's welfare and reduce poverty

Proportion of health facilities with valid medical drugs for various conditions (2017)

- a) Essential drugs for mothers: 100%
- b) Essential drugs for children: 30%
- c) HIV & AIDS: 50%
- d) Malaria: 60%
- e) Tuberculosis: 50%
- f) Diabetes: 60%

4. Health service delivery indices (2017)²

- a) Overall health service delivery index: 44.3%
- b) Medical drugs index: 58.3%
- c) Infrastructure index: 62%
- d) Amenities (water, incinerator and electricity) index: 60%
- e) Medical equipment index: 73.3%
- f) Public participation in health sector index: 11.5%
- g) Citizen satisfaction in health sector index: 40%
- h) Health human resources index: 5.0%



Health Care Delivery under Devolution: West Pokot County

1. County indicators

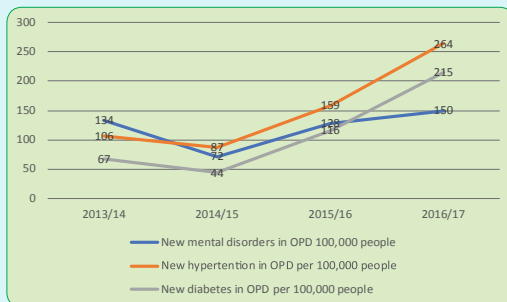
- a) *Location*: Rift Valley region of Kenya
- b) *Total population estimate (2017)*: 673,004 people (333,240 male and 339,764 female)
- c) *15 years old and below*: 5.2 out of every 10 persons
- d) *Overall poverty index (2015/16)*: 57.5%
- e) *Life expectancy (2014)*: 59 years
- f) *Fertility rate (2014)*: 7.2 children per woman

2. Human resources for health (2017)

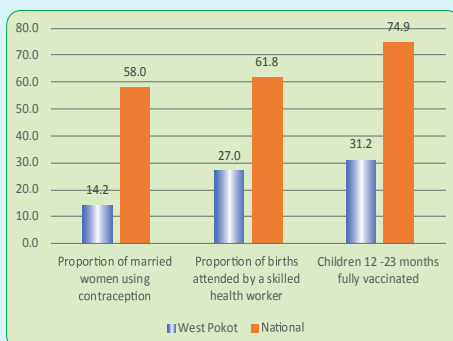
- a) *Medical workers*: 75 per 100,000 population¹
- b) *Doctors*: 11
- c) *Nurses*: 242
- d) *Clinical officers*: 50
- e) *Public health workers*: 60

3. Health indicators

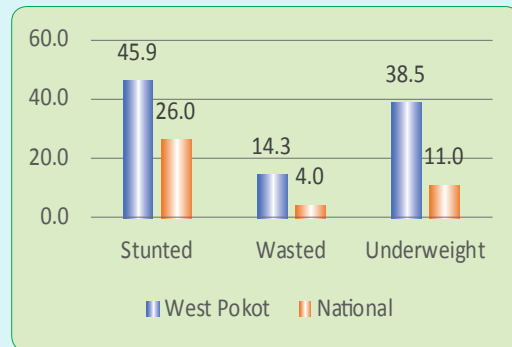
- a) *Malaria test positivity rate (2017)*: 29%
- b) *HIV prevalence (2016)*: 2.8%
- c) *Tuberculosis prevalence (2017)*: 226 per 100,000 people
- d) *Number and type of new non-communicable disease cases in outpatient departments (OPD) per 100,000 people (2013/14 to 2016/17)*



4. Health status



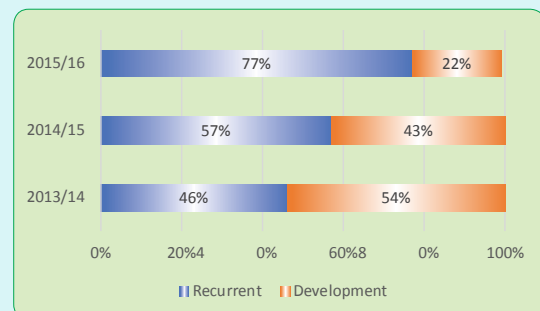
- a) *Use of contraceptives (2017)*: 14 out of every 100 women of child bearing age
- b) *Attendance by a skilled health worker (2017)*: 27 out of every 100 children born
- c) *Vaccination (2017)*: 31 out of every 100 children



- d) *Stunted children (2014)*: 46 children in every 100 children
- e) *Wasted children (2014)*: 14 in every 100 children
- f) *Underweight children (2014)*: 39 in every 100 children

5. Health financing

- a) *Total budget allocation to health sector (2015/16)*: 15.7
- b) *Health spending (2014/15)*: Ksh 513.29 million
- c) *Health spending (2015/16)*: Ksh 1,058.43 million
- d) *Per capita health spending (2014/15)*: Ksh 1,605
- e) *NHIF coverage (2015/16)*: 10.3 persons for every 100 citizens
- f) *Development allocation as percentage of total health spending (2015/16)*: 22%



6. Health infrastructure (2017)

- a) *Hospital beds*: 22 per 10,000 population
- b) *Health facilities*: 3 per 10,000 population

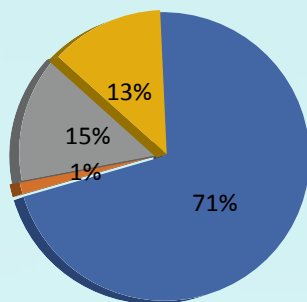
¹ The World Health Organization (WHO) target is 230 medical workers per 100,000 people.

Number of health facilities

- c) Total health facilities: 102
- d) Primary health facilities: 99
- e) County and sub-county hospitals: 3
- f) Total beds and cots: 639

1. Ownership of health facilities

- a) Government: 71.1%
- b) Non governmental organizations (NGOs): 1.5
- c) Faith-based organizations (FBOs): 14.8%
- d) Private: 12.6



■ Public ■ NGOs ■ FBOs ■ Private

2. Water and sanitation (2017)

Proportion of the population with access to improved water and sanitation: 27.3%

3. Level of availability and functionality of medical equipment in health facilities (2017):

- a) Obstetric care equipment: 100%
- b) Delivery pack: 100%

5. Recommendations

To address the emerging challenges in the health sector, the county needs to:

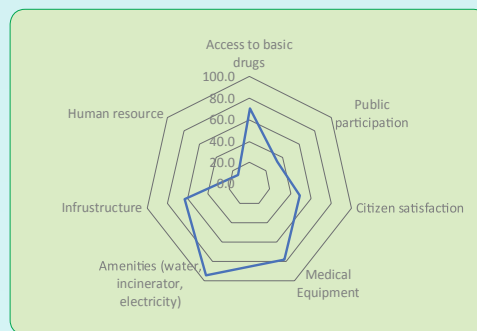
- (i) Enhance public awareness and civic education on the role of public participation in health sector planning, budgeting, policy formulation and implementation
- (ii) Improve supply of essential medical drugs especially for children, malaria and diabetes
- (iii) Invest in public health programs that would enhance uptake of immunizations, delivery in health facilities and reduce stunting, wasting and underweight in children
- (iv) Balance between recurrent and development health expenditure to promote infrastructural development and maintenance
- (v) Invest in programs geared towards improvement of water supply and sanitation

Proportion of health facilities with valid medical drugs for various conditions (2017)

- a) Essential drugs for mothers: 100%
- b) Essential drugs for children: 20%
- c) HIV & AIDS: 75%
- d) Malaria: 25%
- e) Tuberculosis: 75%
- f) Diabetes: 25%

4. Health service delivery indices (2017)²

- a) Overall health service delivery index: 52.8%
- b) Medical drugs index: 53.3%
- c) Infrastructure index: 50%
- d) Amenities (water, incinerator and electricity) index: 75%
- e) Medical equipment index: 75%
- f) Public participation in health sector index: 16.7%
- g) Citizen satisfaction in health sector index: 69.6%
- h) Health human resources index: 30.3%



Health Care Delivery under Devolution: Samburu County

1. County indicators

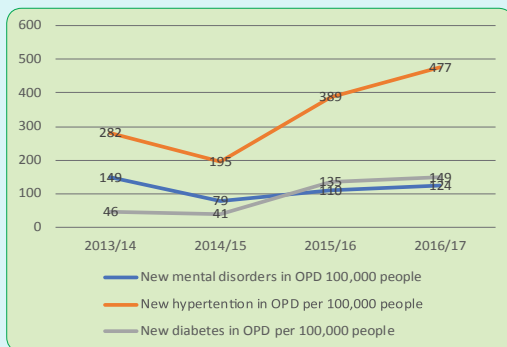
- a) Location: Rift Valley region of Kenya
- b) Total population estimate (2017): 293,972 people (146,435 male and 147,537 female)
- c) 15 years old and below: 5.0 out of every 10 persons
- d) Overall poverty index (2015/16): 75.8%
- e) Life expectancy (2014): 60 years
- f) Fertility rate (2014): 6.3 children per woman

2. Human resources for health (2017)

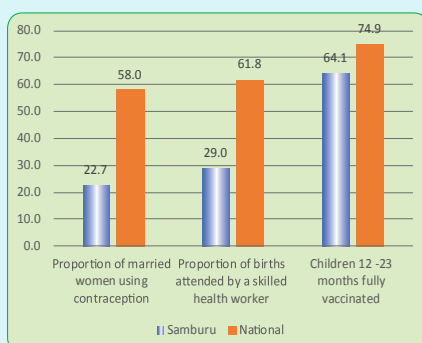
- a) Medical workers: 97 per 100,000 population¹
- b) Doctors: 13
- c) Nurses: 160
- d) Clinical officers: 23
- e) Public health workers: 40

3. Health indicators

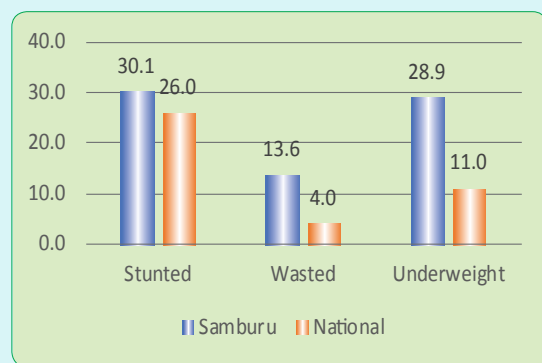
- a) Malaria test positivity rate (2017): 44%
- b) HIV prevalence (2016): 5%
- c) Tuberculosis prevalence (2017): 173 per 100,000 people
- d) Number and type of new non-communicable disease cases in outpatient departments (OPD) per 100,000 people (2013/14 to 2016/17)



4. Health status



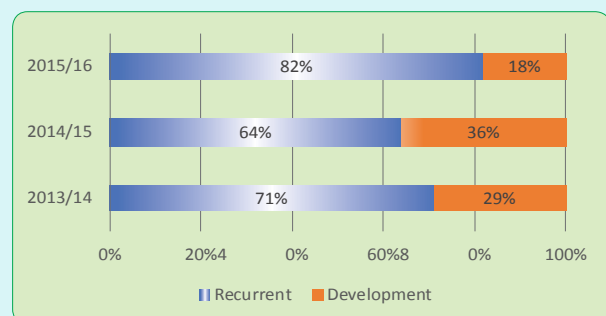
- a) Use of contraceptives (2017): 23 out of every 100 women of child bearing age
- b) Attendance by a skilled health worker (2017): 29 out of every 100 children born
- c) Vaccination (2017): 64 out of every 100 children



- d) Stunted children (2014): 30 children in every 100 children
- e) Wasted children (2014): 14 in every 100 children
- f) Underweight children (2014): 29 in every 100 children

5. Health financing

- a) Total budget allocation to health sector (2015/16): 14.1%
- b) Health spending (2014/15): Ksh 548.54 million
- c) Health spending (2015/16): Ksh 699.05 million
- d) Per capita health spending (2014/15): Ksh 2,271
- e) NHIF coverage (2015/16): 10.2 persons for every 100 citizens
- f) Development allocation as percentage of total health spending (2015/16): 18%



6. Health infrastructure (2017)

- a) Hospital beds: 11 per 10,000 population
- b) Health facilities: 2 per 10,000 population

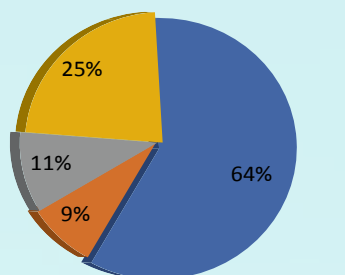
¹ The World Health Organization (WHO) target is 230 medical workers per 100,000 people.

Number of health facilities

- c) Total health facilities: 210
- d) Primary health facilities: 197
- e) County and sub-county hospitals: 13
- f) Total beds and cots: 1,086

1. Ownership of health facilities

- a) Government: 63.7%
- b) Non governmental organizations (NGOs): 8.8%
- c) Faith-based organizations (FBOs): 10.8%
- d) Private: 24.5%



■ Public ■ NGOs ■ FBOs ■ Private

2. Water and sanitation (2017)

Proportion of the population with access to improved water and sanitation: 31.5%

3. Level of availability and functionality of medical equipment in health facilities (2017)

- a) Obstetric care equipment: 30%
- b) Delivery pack: 100%

5. Recommendations

To address the emerging challenges in the health sector, the county needs to:

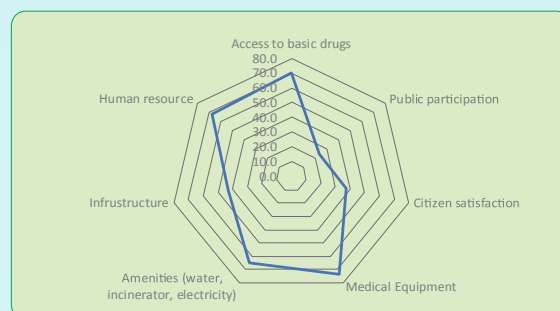
- (i) Invest in public health programs that would increase uptake of immunizations and delivery in health facilities
- (ii) Focus on preventive and promotive health care including disease surveillance to reduce disease prevalence, stunting, wasting and underweight among children
- (iii) Balance between the recurrent and development allocation for health to enhance infrastructural development
- (iv) Expand community health services and sensitize the community on essence of enrollment in NHIF
- (v) Invest in programs geared towards improvement of water supply and sanitation
- (vi) Expand citizen and community participation in health planning, budgeting, policy formulation and implementation

Proportion of health facilities with valid medical drugs for various conditions (2017)

- a) Essential drugs for mothers: 100%
- b) Essential drugs for children: 60%
- c) HIV & AIDS: 50%
- d) Malaria: 60%
- e) Tuberculosis: 75%
- f) Diabetes: 75%

4. Health service delivery indices (2017)²

- a) Overall health service delivery index: 54.3%
- b) Medical drugs index: 70%
- c) Infrastructure index: 43%
- d) Amenities (water, incinerator and electricity) index: 65%
- e) Medical equipment index: 73.3%
- f) Public participation in health sector index: 24.1%
- g) Citizen satisfaction in health sector index: 37.0%
- h) Health human resources index: 67.7%



Health Care Delivery under Devolution: Trans Nzoia County

1. County indicators

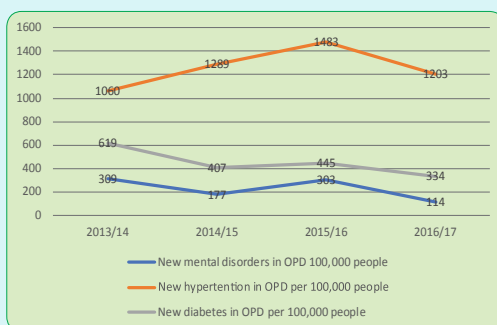
- a) *Location:* Rift Valley region of Kenya
- b) *Total population estimate (2017):* 1,074,741 people (533,158 male and 541,583 female)
- c) *15 years old and below:* 4.7 out of every 10 persons
- d) *Overall poverty index (2015/16):* 34%
- e) *Life expectancy (2014):* 57 years
- f) *Fertility rate (2014):* 5.2 children per woman

2. Human resources for health (2017)

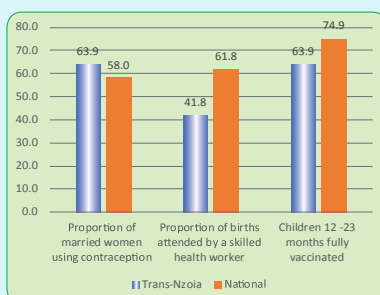
- a) *Medical workers:* 139 per 100,000 population¹
- b) *Doctors:* 44
- c) *Nurses:* 399
- d) *Clinical officers:* 62
- e) *Public health workers:* 115

3. Health indicators

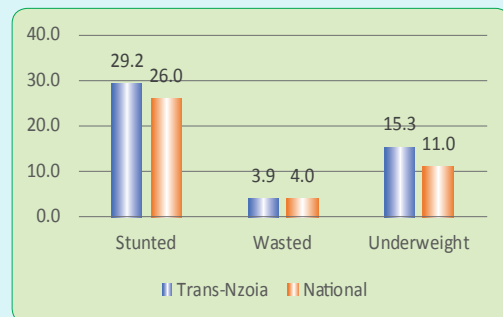
- a) *Malaria test positivity rate (2017):* 43%
- b) *HIV prevalence (2016):* 5.1%
- c) *Tuberculosis prevalence (2017):* 138 per 100,000 people
- d) *Number and type of new non-communicable disease cases in outpatient departments (OPD) per 100,000 people (2013/14 to 2016/17)*



4. Health status



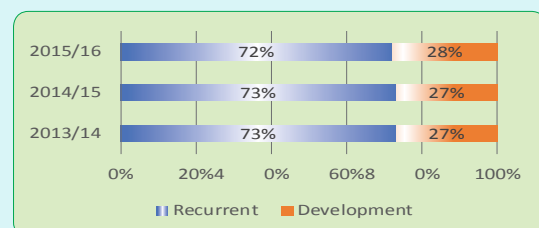
- a) *Use of contraceptives (2017):* 64 out of every 100 women of child bearing age
- b) *Attendance by a skilled health worker (2017):* 42 out of every 100 children born
- c) *Vaccination (2017):* 64 out of every 100 children



- d) *Stunted children (2014):* 29 children in every 100 children
- e) *Wasted children (2014):* 4 in every 100 children
- f) *Underweight children (2014):* 15 in every 100 children

5. Health financing

- a) *Total budget allocation to health sector (2015/16):* 28.5%
- b) *Health spending (2014/15):* Ksh 1,232 million
- c) *Health spending (2015/16):* Ksh 1,613.73 million
- d) *Per capita health spending (2014/15):* Ksh 1,194
- e) *NHIF coverage (2015/16):* 19.7 persons for every 100 citizens
- f) *Development allocation as percentage of total health spending (2015/16):* 28%



6. Health infrastructure (2017)

- a) *Hospital beds:* 6 per 10,000 population
- b) *Health facilities:* 2 per 10,000 population

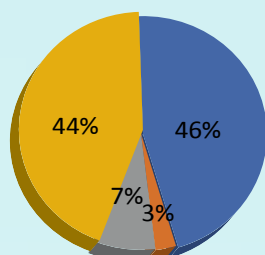
¹ The World Health Organization (WHO) target is 230 medical workers per 100,000 people.

Number of health facilities

- c) Total health facilities: 240
- d) Primary health facilities: 231
- e) County and sub-county hospitals: 9
- f) Total beds and cots: 677

1. Ownership of health facilities

- a) Government: 45.9%
- b) Non governmental organizations (NGOs): 2.7%
- c) Faith-based organizations (FBOs): 7.6%
- d) Private: 43.8%



■ Public ■ NGOs ■ FBOs ■ Private

2. Water and sanitation (2017)

Proportion of the population with access to improved water and sanitation: 36.1%

3. Level of availability and functionality of medical equipment in health facilities (2017)

- a) Obstetric care equipment: 100%
- b) Delivery pack: 83.33%

5. Recommendations

To address the emerging challenges in the health sector, the county needs to:

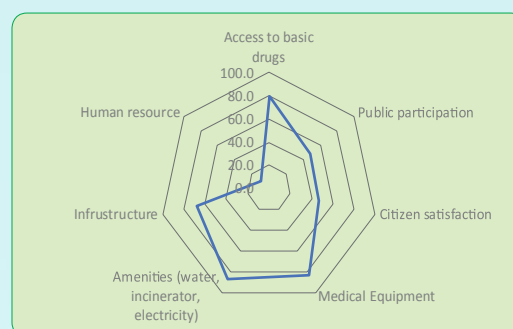
- (i) Sustain efforts that had led to the decline of non-communicable diseases during the review period
- (ii) Invest in public health programs that would increase uptake of immunizations, delivery in health facilities as well as reduce stunting and underweight in children
- (iii) Enhance community health services and sensitize the communities on NHIF uptake
- (iv) Expand citizen and community participation in health planning, budgeting, policy formulation and programme implementation
- (v) Invest in programs geared towards improvement of water supply and sanitation across the county

Proportion of health facilities with valid medical drugs for various conditions (2017)

- a) Essential drugs for mothers: 100%
- b) Essential drugs for children: 60%
- c) HIV & AIDS: 100%
- d) Malaria: 60%
- e) Tuberculosis: 100%
- f) Diabetes: 60%

4. Health service delivery indices (2017)²

- a) Overall health service delivery index: 60.4%
- b) Medical drugs index: 80%
- c) Infrastructure index: 68%
- d) Amenities (water, incinerator and electricity) index: 86.7%
- e) Medical equipment index: 83.3%
- f) Public participation in health sector index: 48.4%
- g) Citizen satisfaction in health sector index: 46.7%
- h) Health human resources index: 9.6%



Health Care Delivery under Devolution: Uasin Gishu County

1. County indicators

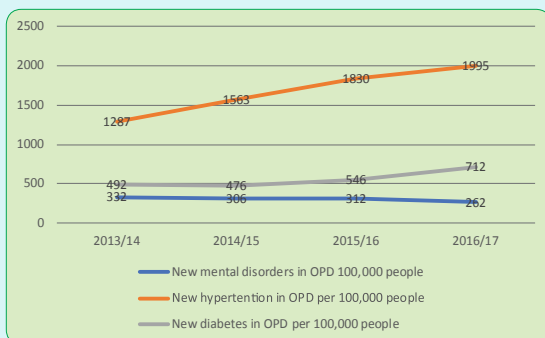
- a) *Location:* Rift Valley region of Kenya
- b) *Total population estimate (2017):* 1,173,303 people (589,604 male and 583,699 female)
- c) *15 years old and below:* 4.1 out of every 10 persons
- d) *Overall poverty index (2015/16):* 41%
- e) *Life expectancy (2014):* 55.5 years
- f) *Fertility rate (2014):* 3.6 children per woman

2. Human resources for health (2017)

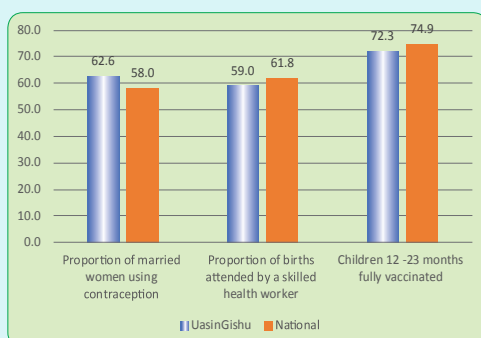
- a) *Medical workers:* 77 per 100,000 population¹
- b) *Doctors:* 56
- c) *Nurses:* 337
- d) *Clinical officers:* 69
- e) *Public health workers:* 150

3. Health indicators

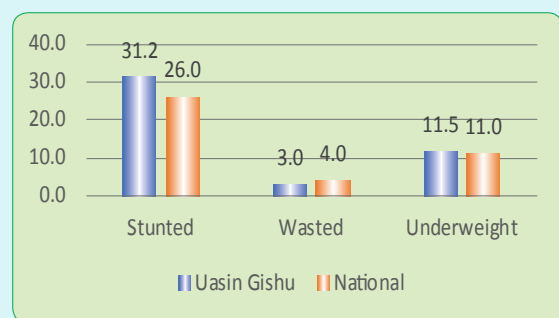
- a) *Malaria test positivity rate (2017):* 50%
- b) *HIV prevalence (2016):* 7.6%
- c) *Tuberculosis prevalence (2017):* 183 per 100,000 people
- d) *Number and type of new non-communicable disease cases in outpatient departments (OPD) per 100,000 people (2013/14 to 2016/17)*



4. Health status



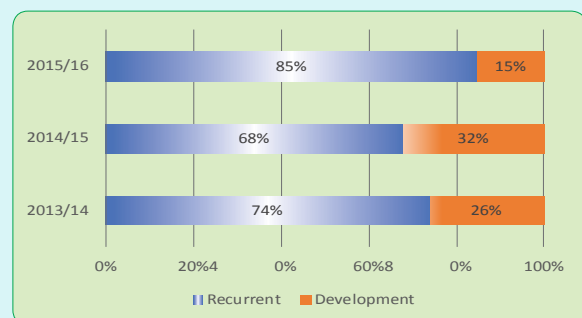
- a) *Use of contraceptives (2017):* 10 out of every 100 women of child bearing age
- b) *Attendance by a skilled health worker (2017):* 23 out of every 100 children born
- c) *Vaccination (2017):* 62 out of every 100 children



- d) *Stunted children (2014):* 31 children in every 100 children
- e) *Wasted children (2014):* 3 in every 100 children
- f) *Underweight children (2014):* 11 in every 100 children

5. Health financing

- a) *Total budget allocation to health sector (2015/16):* 17.3%
- b) *Health spending (2014/15):* Ksh 938.73 million
- c) *Health spending (2015/16):* Ksh 1,290.86 million
- d) *Per capita health spending (2014/15):* Ksh 2,217
- e) *NHIF coverage (2015/16):* 10.1 persons for every 100 citizens
- f) *Development allocation as percentage of total health spending (2015/16):* 15%



6. Health infrastructure (2017)

- a) *Hospital beds:* 14 per 10,000 population
- b) *Health facilities:* 2 per 10,000 population

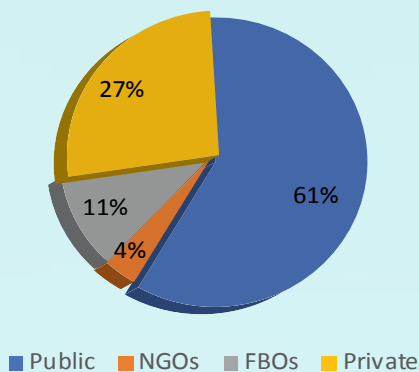
¹ The World Health Organization (WHO) target is 230 medical workers per 100,000 people.

Number of health facilities

- c) Total health facilities: 106
- d) Primary health facilities: 99
- e) County and sub-county hospitals: 7
- f) Total beds and cots: 861

1. Ownership of health facilities

- a) Government: 60.6 percent
- b) Non governmental organizations(NGOs): 3.6%
- c) Faith-based organizations (FBOs): 10.9%
- d) Private: 26.9%



2. Water and sanitation (2017)

Proportion of the population with access to improved water and sanitation: 83.4%

3. Level of availability and functionality of medical equipment in health facilities, (2017):

- a) Obstetric care equipment: 80%
- b) Delivery pack: 80%

5. Recommendations

To address the emerging challenges in the health sector, the county needs to:

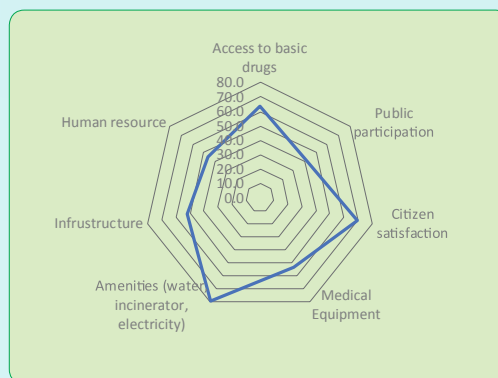
- (i) Utilize community health workers to increase NHIF uptake and improve immunization
- (ii) Establish more interventions in preventive and promotive health care to reduce disease prevalence; and eliminate stunting and underweight among children
- (iii) Focus on improving supply of the inadequate essential medical drugs especially for malaria

Proportion of health facilities with valid medical drugs for various conditions, 2017

- a) Essential drugs for mothers: 100%
- b) Essential drugs for children: 0%
- c) HIV & AIDS: 80%
- d) Malaria: 40%
- e) Tuberculosis: 80%
- f) Diabetes: 80%

4. Health service delivery indices, 2017²

- a) Overall health service delivery index: 57.9%
- b) Medical drugs index: 63.3%
- c) Infrastructure index: 52%
- d) Amenities (water, incinerator and electricity) index: 80%
- e) Medical equipment index: 53.3%
- f) Public participation in health sector index: 41.2%
- g) Citizen satisfaction in health sector index: 69.6%
- h) Health human resources index: 46%



Health Care Delivery under Devolution: Trans Nzoia County

1. County indicators

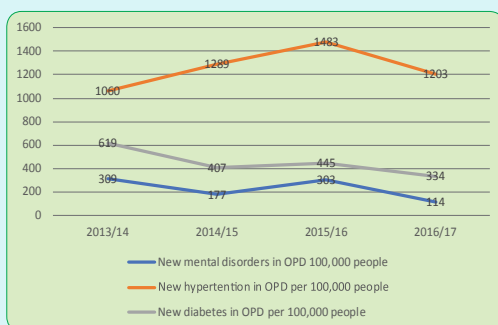
- a) Location: Rift Valley region of Kenya
- b) Total population estimate (2017): 1,074,741 people (533,158 male and 541,583 female)
- c) 15 years old and below: 4.7 out of every 10 persons
- d) Overall poverty index (2015/16): 34%
- e) Life expectancy (2014): 57 years
- f) Fertility rate (2014): 5.2 children per woman

2. Human resources for health (2017)

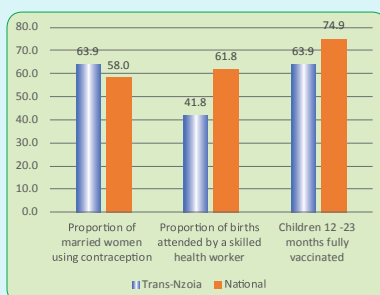
- a) Medical workers: 139 per 100,000 population¹
- b) Doctors: 44
- c) Nurses: 399
- d) Clinical officers: 62
- e) Public health workers: 115

3. Health indicators

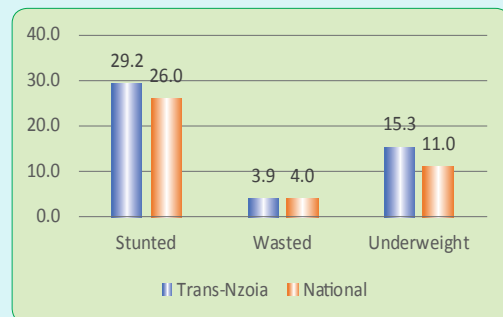
- a) Malaria test positivity rate (2017): 43%
- b) HIV prevalence (2016): 5.1%
- c) Tuberculosis prevalence (2017): 138 per 100,000 people
- d) Number and type of new non-communicable disease cases in outpatient departments (OPD) per 100,000 people (2013/14 to 2016/17)



4. Health status



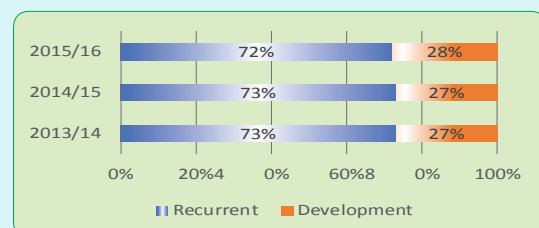
- a) Use of contraceptives (2017): 64 out of every 100 women of child bearing age
- b) Attendance by a skilled health worker (2017): 42 out of every 100 children born
- c) Vaccination (2017): 64 out of every 100 children



- d) Stunted children (2014): 29 children in every 100 children
- e) Wasted children (2014): 4 in every 100 children
- f) Underweight children (2014): 15 in every 100 children

5. Health financing

- a) Total budget allocation to health sector (2015/16): 28.5%
- b) Health spending (2014/15): Ksh 1,232 million
- c) Health spending (2015/16): Ksh 1,613.73 million
- d) Per capita health spending (2014/15): Ksh 1,194
- e) NHIF coverage (2015/16): 19.7 persons for every 100 citizens
- f) Development allocation as percentage of total health spending (2015/16): 28%



6. Health infrastructure (2017)

- a) Hospital beds: 6 per 10,000 population
- b) Health facilities: 2 per 10,000 population

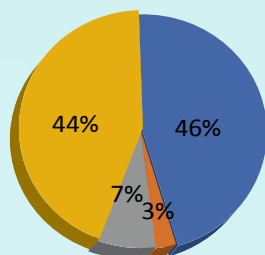
¹ The World Health Organization (WHO) target is 230 medical workers per 100,000 people.

Number of health facilities

- c) Total health facilities: 240
- d) Primary health facilities: 231
- e) County and sub-county hospitals: 9
- f) Total beds and cots: 677

1. Ownership of health facilities

- a) Government: 45.9%
- b) Non governmental organizations (NGOs): 2.7%
- c) Faith-based organizations (FBOs): 7.6%
- d) Private: 43.8%



■ Public ■ NGOs ■ FBOs ■ Private

2. Water and sanitation (2017)

Proportion of the population with access to improved water and sanitation: 36.1%

3. Level of availability and functionality of medical equipment in health facilities (2017)

- a) Obstetric care equipment: 100%
- b) Delivery pack: 83.33%

5. Recommendations

To address the emerging challenges in the health sector, the county needs to:

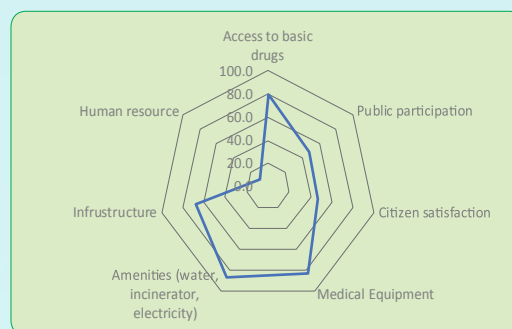
- (i) Sustain efforts that had led to the decline of non-communicable diseases during the review period
- (ii) Invest in public health programs that would increase uptake of immunizations, delivery in health facilities as well as reduce stunting and underweight in children
- (iii) Enhance community health services and sensitize the communities on NHIF uptake
- (iv) Expand citizen and community participation in health planning, budgeting, policy formulation and programme implementation
- (v) Invest in programs geared towards improvement of water supply and sanitation across the county

Proportion of health facilities with valid medical drugs for various conditions (2017)

- a) Essential drugs for mothers: 100%
- b) Essential drugs for children: 60%
- c) HIV & AIDS: 100%
- d) Malaria: 60%
- e) Tuberculosis: 100%
- f) Diabetes: 60%

4. Health service delivery indices (2017)²

- a) Overall health service delivery index: 60.4%
- b) Medical drugs index: 80%
- c) Infrastructure index: 68%
- d) Amenities (water, incinerator and electricity) index: 86.7%
- e) Medical equipment index: 83.3%
- f) Public participation in health sector index: 48.4%
- g) Citizen satisfaction in health sector index: 46.7%
- h) Health human resources index: 9.6%



Health Care Delivery under Devolution: Elgeyo-Marakwet County

1. County indicators

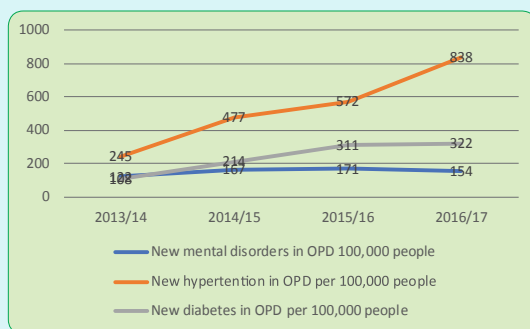
- a) Location: Rift Valley region of Kenya
- b) Total population estimate (2017): 485,680 people (240,709 male and 244,971 female)
- c) 15 years old and below: 4.6 out of every 10 persons
- d) Overall poverty index (2015/16): 43.4%
- e) Life expectancy (2014): 59.5 years
- f) Fertility rate (2014): 4.1 children per woman

2. Human resources for health (2017)

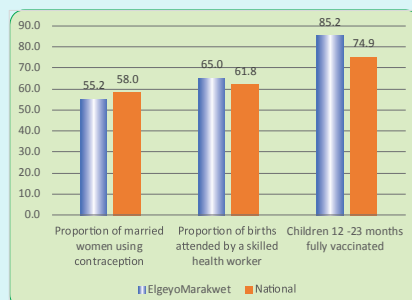
- a) Medical workers: 74 per 100,000 population¹
- b) Doctors: 26
- c) Nurses: 344
- d) Clinical officers: 62
- e) Public health workers: 189

3. Health indicators

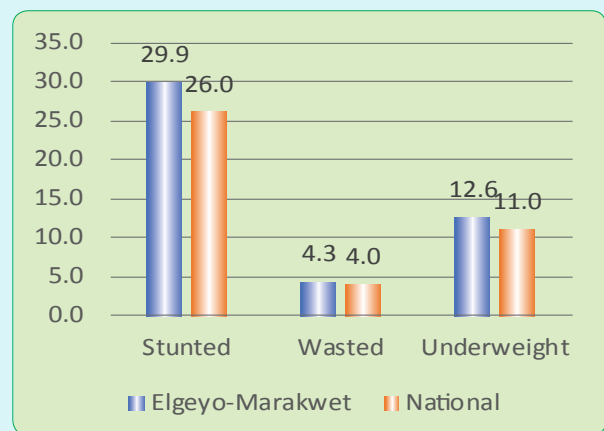
- a) Malaria test positivity rate (2017): 10%
- b) HIV prevalence (2016): 2.5%
- c) Tuberculosis prevalence (2017): 109 per 100,000 people
- d) Number and type of new non-communicable disease cases in outpatient departments (OPD) per 100,000 people (2013/14 to 2016/17)



4. Health status



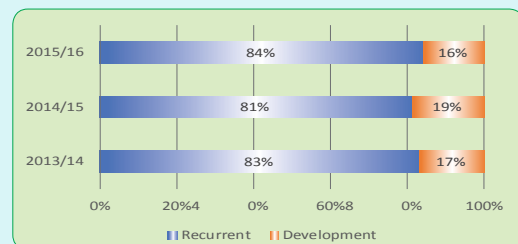
- a) Use of contraceptives (2017): 55 out of every 100 women of child bearing age
- b) Attendance by a skilled health worker (2017): 65 out of every 100 children born
- c) Vaccination (2017): 85 out of every 100 children



- d) Stunted children (2014): 30 children in every 100 children
- e) Wasted children (2014): 4 in every 100 children
- f) Underweight children (2014): 13 in every 100 children

5. Health financing

- a) Total budget allocation to health sector (2015/16): 24.5%
- b) Health spending (2014/15): Ksh 1,067.1 million
- c) Health spending (2015/16): Ksh 1,128.76 million
- d) Per capita health spending (2014/15): Ksh 2,159
- e) NHIF coverage (2015/16): 16.7 persons for every 100 citizens
- f) Development allocation as percentage of total health spending (2015/16): 16%



6. Health infrastructure (2017)

- a) Hospital beds: 2.7 per 10,000 population
- b) Health facilities: 16.5 per 10,000 population

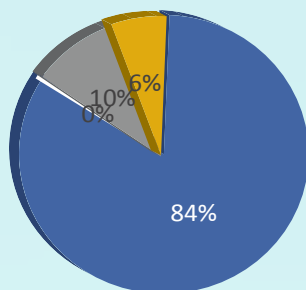
¹ The World Health Organization (WHO) target is 230 medical workers per 100,000 people.

Number of health facilities

- c) Total health facilities: 113
- d) Primary health facilities: 105
- e) County and sub-county hospitals: 8
- f) Total beds and cots: 806

1. Ownership of health facilities

- a) Government: 84.1 percent
- b) Non governmental organizations (NGOs): 0.1%
- c) Faith-based organizations (FBOs): 9.6%
- d) Private: 6.2%



■ Public ■ NGOs ■ FBOs ■ Private

2. Water and sanitation (2017)

Proportion of the population with access to improved water and sanitation: 72.9%

3. Level of availability and functionality of medical equipment in health facilities (2017)

- a) Obstetric care equipment: 100%
- b) Delivery pack: 100%

5. Recommendations

To address the emerging challenges in the health sector, the county needs to:

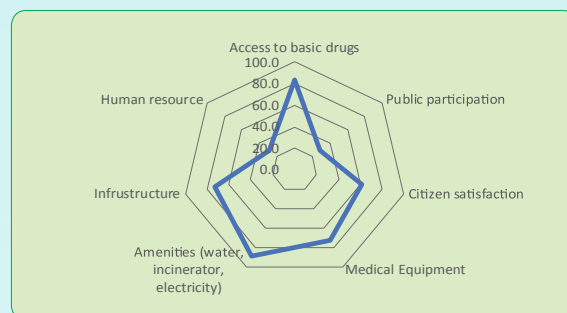
- (i) Allocate adequate budget to health development programmes in a bid to improve service delivery
- (ii) Promote community health outreach services
- (iii) Support public participation for enhanced citizen awareness of health care services in the county
- (iv) Improve clean water provision at facility and household levels

Proportion of health facilities with valid medical drugs for various conditions (2017)

- a) Essential drugs for mothers: 67%
- b) Essential drugs for children: 67%
- c) HIV & AIDS: 100%
- d) Malaria: 67%
- e) Tuberculosis: 100%
- f) Diabetes: 100%

4. Health service delivery indices (2017)²

- a) Overall health service delivery index: 62.4%
- b) Medical drugs index: 83.5%
- c) Infrastructure index: 73.2%
- d) Amenities (water, incinerator and electricity) index: 88.9%
- e) Medical equipment index: 72.2%
- f) Public participation in health sector index: 29.5%
- g) Citizen satisfaction in health sector index: 60.9%
- h) Health human resources index: 28.6%



Health Care Delivery under Devolution: Nandi County

1. County indicators

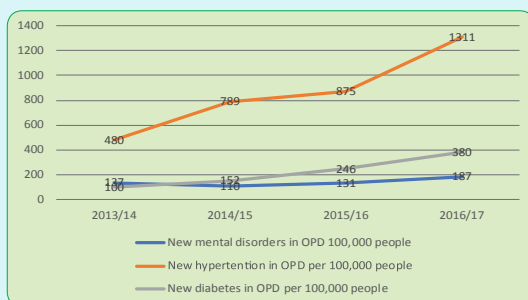
- a) *Location*: Rift Valley region of Kenya
- b) *Total population estimate (2017)*: 988,247 people (493,511 male and 494,736 female)
- c) *15 years old and below*: 4.5 out of every 10 persons
- d) *Overall poverty index (2015/16)*: 36%
- e) *Life expectancy (2014)*: 56.5 years
- f) *Fertility rate (2014)*: 4 children per woman

2. Human resources for health (2017)

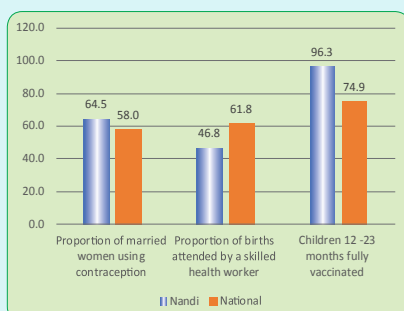
- a) *Medical workers*: 49 per 100,000 population¹
- b) *Doctors*: 14
- c) *Nurses*: 361
- d) *Clinical officers*: 59
- e) *Public health workers*: 130

3. Health indicators

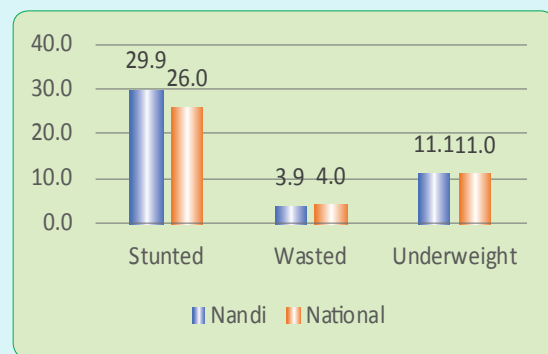
- a) *Malaria test positivity rate (2017)*: 20%
- b) *HIV prevalence (2016)*: 3.7%
- c) *Tuberculosis prevalence (2017)*: 96 per 100,000 people
- d) *Number and type of new non-communicable disease cases in outpatient departments (OPD) per 100,000 people (2013/14 to 2016/17)*



4. Health status



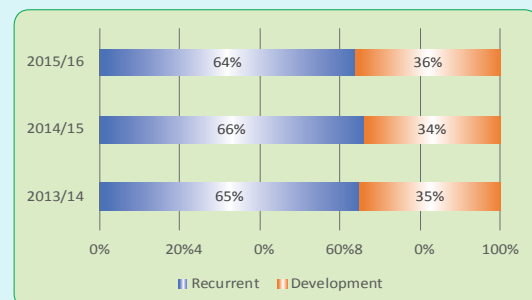
- a) *Use of contraceptives (2017)*: 65 out of every 100 women of child bearing age
- b) *Attendance by a skilled health worker (2017)*: 47 out of every 100 children born
- c) *Vaccination (2017)*: 96 out of every 100 children



- d) *Stunted children (2014)*: 30 children in every 100 children
- e) *Wasted children (2014)*: 4 in every 100 children
- f) *Underweight children (2014)*: 11 in every 100 children

5. Health financing

- a) *Total budget allocation to health sector (2015/16)*: 22.5%
- b) *Health spending (2014/15)*: Ksh 1,067.1 million
- c) *Health spending (2015/16)*: Ksh 1,309.14 million
- d) *Per capita health spending (2014/15)*: Ksh 1,254
- e) *NHIF coverage (2015/16)*: 25 persons for every 100 citizens
- f) *Development allocation as percentage of total health spending (2015/16)*: 36%



6. Health infrastructure (2017)

- a) *Hospital beds*: 7 per 10,000 population
- b) *Health facilities*: 2 per 10,000 population

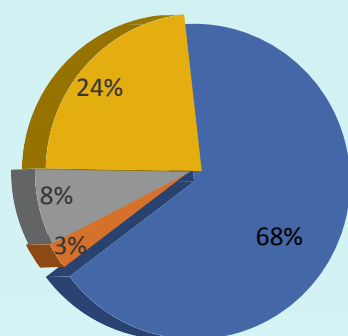
¹ The World Health Organization (WHO) target is 230 medical workers per 100,000 people.

Number of health facilities

- c) Total health facilities: 213
- d) Primary health facilities: 208
- e) County and sub-county hospitals: 5
- f) Total beds and cots: 740

1. Ownership of health facilities

- a) Government: 68.1%
- b) Non governmental organizations (NGOs): 2.8%
- c) Faith-based organizations (FBOs): 8.0%
- d) Private: 23.5%



■ Public ■ NGOs ■ FBOs ■ Private

2. Water and sanitation (2017)

Proportion of the population with access to improved water and sanitation: 71%

3. Level of availability and functionality of medical equipment in health facilities (2017)

- a) Obstetric care equipment: 60%
- b) Delivery pack: 70%

5. Recommendations

To address the emerging challenges in the health sector, the county needs to:

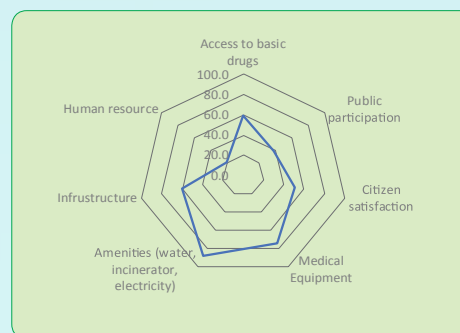
- (i) Develop strategies to improve public participation in health planning and programme implementation
- (ii) Invest in preventive and promotive health care to eliminate disease prevalence, stunting, wasting and underweight among children
- (iii) Increase supply of essential medical drugs especially for children, malaria and tuberculosis
- (iv) Establish a framework for sharing medical personnel across the county
- (v) Increase the number of community health workers to offer community health services and sensitize the community on essence of enrollment in NHIF
- (vi) Increase development health budgetary allocation for infrastructural development

Proportion of health facilities with valid medical drugs for various conditions (2017)

- a) Essential drugs for mothers: 67%
- b) Essential drugs for children: 50%
- c) HIV & AIDS: 83%
- d) Malaria: 33%
- e) Tuberculosis: 40%
- f) Diabetes: 83%

4. Health service delivery indices (2017)²

- a) Overall health service delivery index: 56.1%
- b) Medical drugs index: 59.3%
- c) Infrastructure index: 59.8%
- d) Amenities (water, incinerator and electricity) index: 88.9 percent
- e) Medical equipment index: 75%
- f) Public participation in health sector index: 38.1%
- g) Citizen satisfaction in health sector index: 50.8%
- h) Health human resources index: 20.5%



Health Care Delivery under Devolution: Baringo County

1. County indicators

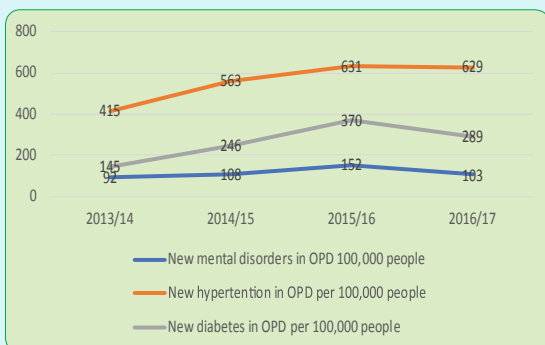
- a) *Location*: Rift Valley region of Kenya
- b) *Total population estimate (2017)*: 729,290 people (365,045 male and 364,245 female)
- c) *15 years old and below*: 4.8 out of every 10 persons
- d) *Overall poverty index (2015/16)*: 34.6%
- e) *Life expectancy (2014)*: 56.5 years
- f) *Fertility rate (2014)*: 4.8 children per woman

2. Human resources for health (2017)

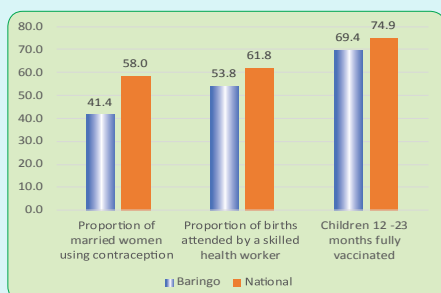
- a) *Medical workers*: 80 per 100,000 population¹
- b) *Doctors*: 38
- c) *Nurses*: 425
- d) *Clinical officers*: 95
- e) *Public health workers*: 105

3. Health indicators

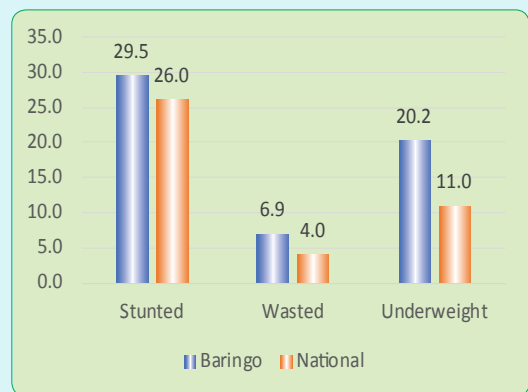
- a) *Malaria test positivity rate (2017)*: 20%
- b) *HIV prevalence (2016)*: 3%
- c) *Tuberculosis prevalence (2017)*: 102 per 100,000 people
- d) *Number and type of new non-communicable disease cases in outpatient departments (OPD) per 100,000 people (2013/14 to 2016/17)*



4. Health status



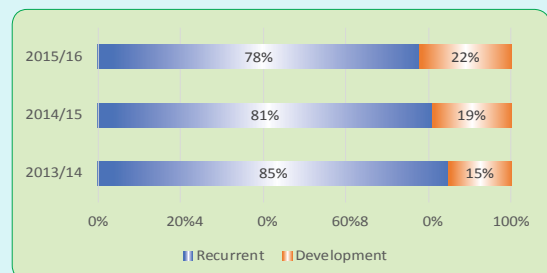
- a) *Use of contraceptives (2017)*: 41 out of every 100 women of child bearing age
- b) *Attendance by a skilled health worker (2017)*: 53.8 out of every 100 children born
- c) *Vaccination (2017)*: 69 out of every 100 children



- d) *Stunted children (2014)*: 29 children in every 100 children
- e) *Wasted children (2014)*: 7 in every 100 children
- f) *Underweight children (2014)*: 20 in every 100 children

5. Health financing

- a) *Total budget allocation to health sector (2015/16)*: 30.3%
- b) *Health spending (2014/15)*: Ksh 1,236.5 million
- c) *Health spending (2015/16)*: Ksh 1,780.6 million
- d) *Per capita health spending (2014/15)*: Ksh 1,963
- e) *NHIF coverage (2015/16)*: 17 persons for every 100 citizens
- f) *Development allocation as percentage of total health spending (2015/16)*: 22%



6. Health infrastructure (2017)

- a) *Hospital beds*: 11 per 10,000 population
- b) *Health facilities*: 3.1 per 10,000 population

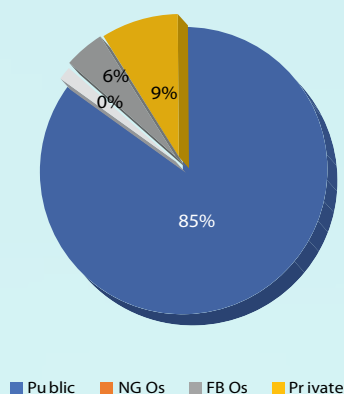
¹ The World Health Organization (WHO) target is 230 medical workers per 100,000 people.

Number of health facilities

- c) Total health facilities: 234
- d) Primary health facilities: 230
- e) County and sub-county hospitals: 4
- f) Total beds and cots: 772

1. Ownership of health facilities

- a) Government: 85.9 percent
- b) Non governmental organizations (NGOs): 0.4%
- c) Faith-based organizations (FBOs): 5.1%
- d) Private: 8.5 percent



2. Water and sanitation (2017)

Proportion of the population with access to improved water and sanitation: 71.3%

3. Level of availability and functionality of medical equipment in health facilities (2017)

- a) Obstetric care equipment: 100%
- b) Delivery pack: 100%

11. Recommendations

To address the emerging challenges in the health sector, the county needs to:

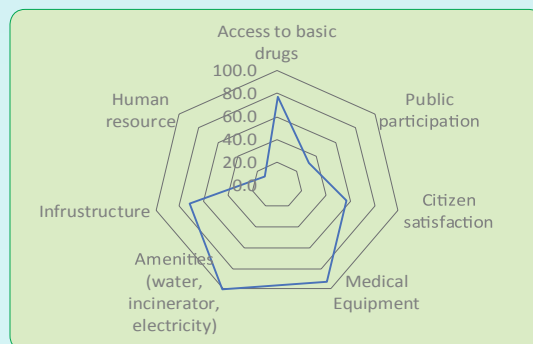
- (i) Consider deploying more health workers to health facilities that are understaffed
- (ii) Enhance public awareness and civic education on role of public participation in health sector planning, budgeting, policy formulation and implementation
- (iii) Invest in public health programs that would increase uptake of vaccinations, contraceptive use and delivery in health facilities
- (iv) Balance health recurrent and development expenditure
- (v) Purchase more medical supplies such as essential drugs for mothers, children and malaria

Proportion of health facilities with valid medical drugs for various conditions (2017)

- a) Essential drugs for mothers: 60%
- b) Essential drugs for children: 60%
- c) HIV & AIDS: 80%
- d) Malaria: 60%
- e) Tuberculosis: 100%
- f) Diabetes: 100%

4. Health service delivery indices (2017)²

- a) Overall health service delivery index: 63.5%
- b) Medical drugs index: 76.7%
- c) Infrastructure index: 72%
- d) Amenities (water, incinerator and electricity) index: 100%
- e) Medical equipment index: 93.3%
- f) Public participation in health sector index: 32%
- g) Citizen satisfaction in health sector index: 56.6%
- h) Health human resources index: 13.2%



Health Care Delivery under Devolution: Laikipia County

1. County indicators

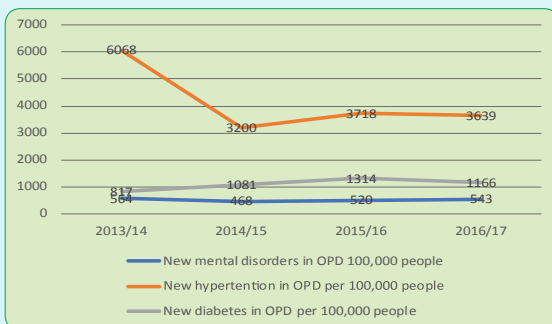
- Location: Rift Valley region of Kenya
- Total population estimate (2017): 523,874 people (259,755 male and 264,119 female)
- 15 years old and below: 4.2 out of every 10 persons
- Overall poverty index (2015/16): 45.9%
- Life expectancy (2014): 55 years
- Fertility rate (2014): 3.7 children per woman

2. Human resources for health (2017)

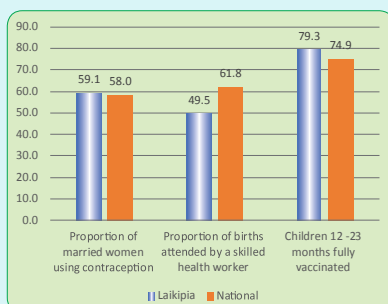
- Medical workers: 127 per 100,000 population¹
- Doctors: 33
- Nurses: 276
- Clinical officers: 20
- Public health workers: 99

3. Health indicators

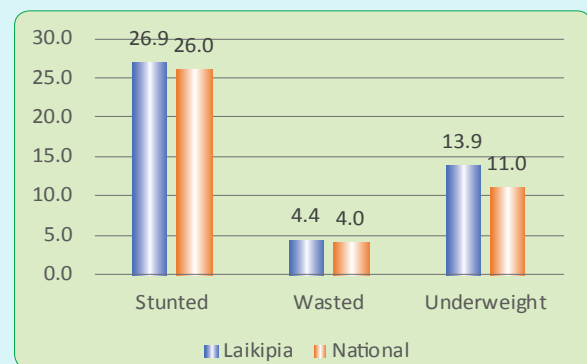
- Malaria test positivity rate (2017): 27%
- HIV prevalence (2016): 3.7%
- Tuberculosis prevalence (2017): 173 per 100,000 people
- Number and type of new non-communicable disease cases in outpatient departments (OPD) per 100,000 people (2013/14 to 2016/17)



4. Health status



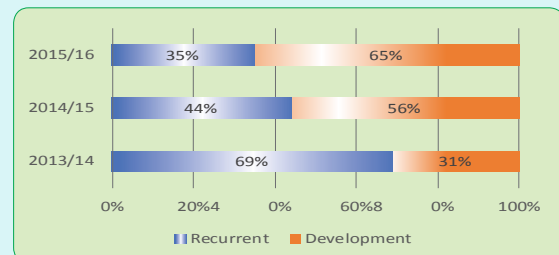
- Use of contraceptives (2017): 59 out of every 100 women of child bearing age
- Attendance by a skilled health worker (2017): 50 out of every 100 children born
- Vaccination (2017): 79 out of every 100 children



- Stunted children (2014): 27 children in every 100 children
- Wasted children (2014): 4 in every 100 children
- Underweight children (2014): 14 in every 100 children

5. Health financing

- Total budget allocation to health sector (2015/16): 7.6%
- Health spending (2014/15): Ksh 238.91 million
- Health spending (2015/16): Ksh 354.5 million
- Per capita health spending (2014/15): Ksh 1,414
- NHIF coverage (2015/16): 32.5 persons for every 100 citizens
- Development allocation as percentage of total health spending (2015/16): 65%



6. Health infrastructure (2017)

- Hospital beds: 2.4 per 10,000 population
- Health facilities: 15.2 per 10,000 population

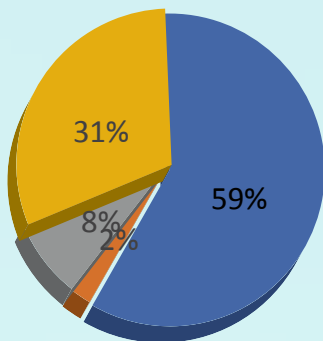
¹ The World Health Organization (WHO) target is 230 medical workers per 100,000 people.

Number of health facilities

- c) Total health facilities: 135
- d) Primary health facilities: 127
- e) County and sub-county hospitals: 8
- f) Total beds and cots: 802

1. Ownership of health facilities

- a) Government: 58.7%
- b) Non governmental organizations (NGOs): 2.2%
- c) Faith-based organizations (FBOs): 8.0%
- d) Private: 31%



■ Public ■ NGOs ■ FBOs ■ Private

2. Water and sanitation (2017)

Proportion of the population with access to improved water and sanitation: 42.3%

3. Level of availability and functionality of medical equipment in health facilities (2017)

- a) Obstetric care equipment: 80%
- b) Delivery pack: 100%

5. Recommendations

To address the emerging challenges in the health sector, the county needs to:

- (i) Provide adequate medical supplies such as equipment and drugs in public health facilities
- (ii) Promote public awareness and civic education on public participation at all stages of health planning, budgeting and policy formulation
- (iii) Improve access to clean and safe drinking water at facility and household level
- (iv) Allocate more funds for the purchase of essential equipment and drugs

Proportion of health facilities with valid medical drugs for various conditions (2017)

- a) Essential drugs for mothers: 60%
- b) Essential drugs for children: 60%
- c) HIV & AIDS: 40%
- d) Malaria: 80%
- e) Tuberculosis: 80%
- f) Diabetes: 80%

4. Health service delivery indices (2017)²

- a) Overall health service delivery index: 62.8%
- b) Medical drugs index: 50%
- c) Infrastructure index: 74.6%
- d) Amenities (water, incinerator and electricity) index: 80%
- e) Medical equipment index: 86.7%
- f) Public participation in health sector index: 26.1%
- g) Citizen satisfaction in health sector index: 62.9%
- h) Health human resources index: 59.5%



Health Care Delivery under Devolution: Nakuru County

1. County indicators

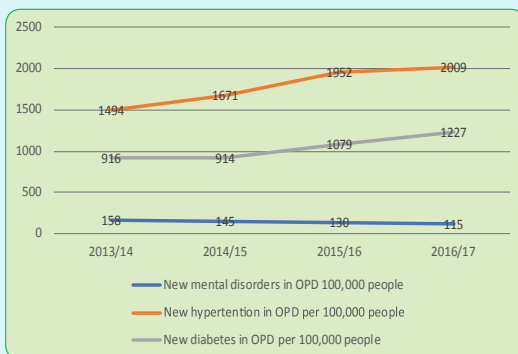
- a) *Location*: Rift Valley region of Kenya
- b) *Total population estimate (2017)*: 2,104,254 people (1,054,679 male and 1,049,575 female)
- c) *15 years old and below*: 4.1 out of every 10 persons
- d) *Overall poverty index (2015/16)*: 29.1%
- e) *Life expectancy (2014)*: 54.5 years
- f) *Fertility rate (2014)*: 3.7 children per woman

2. Human resources for health (2017)

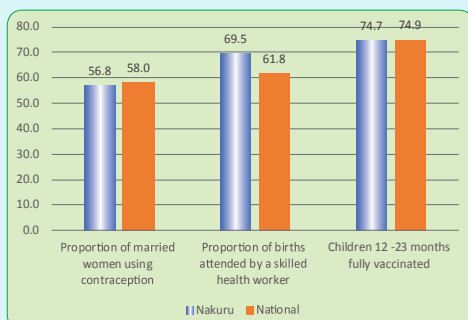
- a) *Medical workers*: 107 per 100,000 population¹
- b) *Doctors*: 135
- c) *Nurses*: 1225
- d) *Clinical officers*: 184
- e) *Public health workers*: 225

3. Health indicators

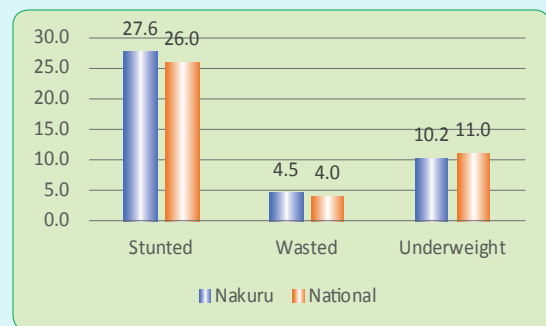
- a) *Malaria test positivity rate (2017)*: 33%
- b) *HIV prevalence (2016)*: 5.3 percent
- c) *Tuberculosis prevalence (2017)*: 227 per 100,000 people
- d) *Number and type of new non-communicable disease cases in outpatient departments (OPD) per 100,000 people (2013/14 to 2016/17)*



4. Health status



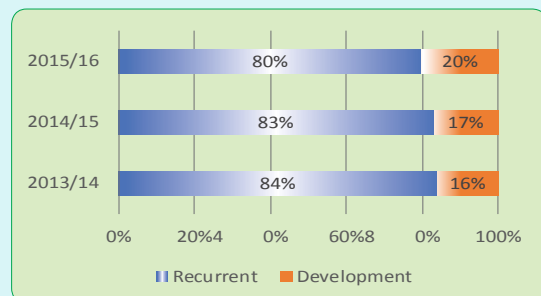
- a) *Use of contraceptives (2017)*: 57 out of every 100 women of child bearing age
- b) *Attendance by a skilled health worker (2017)*: 70 out of every 100 children born
- c) *Vaccination (2017)*: 75 out of every 100 children



- d) *Stunted children (2014)*: 28 children in every 100 children
- e) *Wasted children (2014)*: 5 in every 100 children
- f) *Underweight children (2014)*: 10 in every 100 children

5. Health financing

- a) *Total budget allocation to health sector (2015/16)*: 32.9%
- b) *Health spending (2014/15)*: Ksh 3,262.4 million
- c) *Health spending (2015/16)*: Ksh 4,119.16 million
- d) *Per capita health spending (2014/15)*: Ksh 1,725
- e) *NHIF coverage (2015/16)*: 34.5 persons for every 100 citizens
- f) *Development allocation as percentage of total health spending (2015/16)*: 20%



6. Health infrastructure (2017)

- a) *Hospital beds*: 16 per 10,000 population
- b) *Health facilities*: 2 per 10,000 population

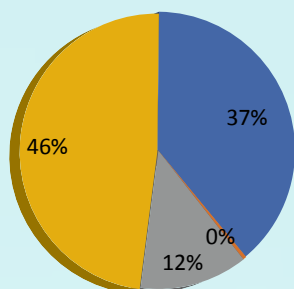
¹ The World Health Organization (WHO) target is 230 medical workers per 100,000 people.

Number of health facilities

- c) Total health facilities: 486
- d) Primary health facilities: 460
- e) County and sub-county hospitals: 26
- f) Total beds and cots: 3302

1. Ownership of health facilities

- a) Government: 37.3%
- b) Non-governmental organizations (NGOs): 0.4%
- c) Faith-based organizations (FBOs): 12.2%
- d) Private: 46.3%



■ Public ■ NGOs ■ FBOs ■ Private

2. Water and sanitation (2017)

Proportion of the population with access to improved water and sanitation: 62.1%

3. Level of availability and functionality of medical equipment in health facilities (2017):

- a) Obstetric care equipment: 80%
- b) Delivery pack: 100%

5. Recommendations

To address the emerging challenges in the health sector, the county needs to:

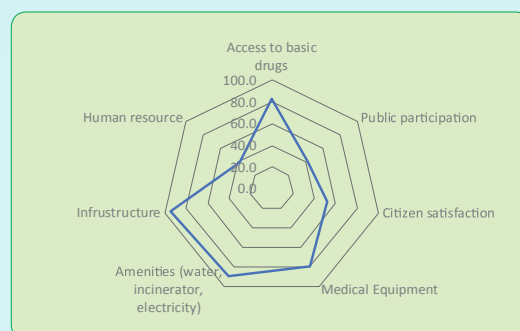
- (i) Focus on interventions in preventive and promotive health care to reduce non-communicable disease prevalence, stunting, wasting and underweight among children
- (ii) Increase public participation in health planning interventions
- (iii) Establish a framework for sharing medical personnel and/or improve deployment of human resource for health
- (iv) Allocate more resources for improvement in access to clean water and sanitation

Proportion of health facilities with valid medical drugs for various conditions (2017)

- a) Essential drugs for mothers: 90%
- b) Essential drugs for children: 90%
- c) HIV & AIDS: 100%
- d) Malaria: 100%
- e) Tuberculosis: 100%
- f) Diabetes: 100%

4. Health service delivery indices (2017)²

- a) Overall health service delivery index: 68.6%
- b) Medical drugs index: 83.3%
- c) Infrastructure index: 95%
- d) Amenities (water, incinerator and electricity) index: 90%
- e) Medical equipment index: 80%
- f) Public participation in health sector index: 41.6%
- g) Citizen satisfaction in health sector index: 52%
- h) Health human resources index: 38.2%



Health Care Delivery under Devolution: Narok County

1. County indicators

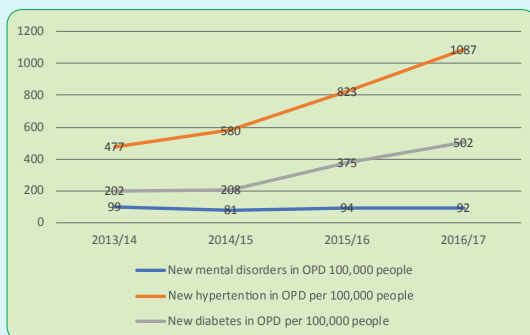
- a) *Location*: Rift Valley region of Kenya
- b) *Total population estimate (2017)*: 1,116,433 people (561,788 male and 554,645 female)
- c) *15 years old and below*: 5.0 out of every 10 persons
- d) *Overall poverty index (2015/16)*: 22.6%
- e) *Life expectancy (2014)*: 64 years
- f) *Fertility rate (2014)*: 6 children per woman

2. Human resources for health (2017)

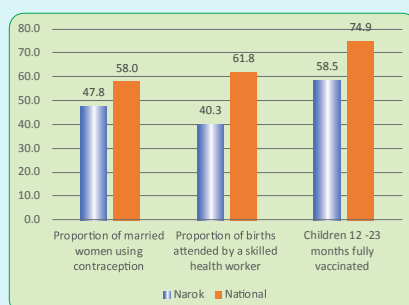
- a) *Medical workers*: 42 per 100,000 population¹
- b) *Doctors*: 36
- c) *Nurses*: 299
- d) *Clinical officers*: 50
- e) *Public health workers*: 100

3. Health indicators

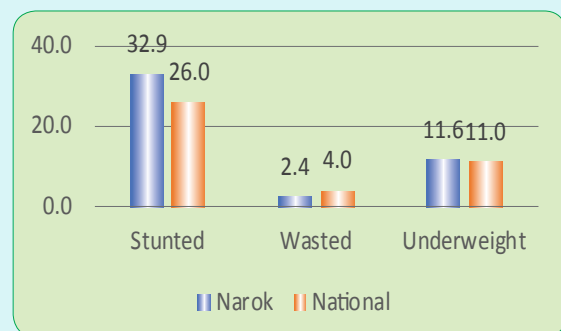
- a) *Malaria test positivity rate (2017)*: 17%
- b) *HIV prevalence (2016)*: 5%
- c) *Tuberculosis prevalence (2017)*: 126 per 100,000 people
- d) *Number and type of new non-communicable disease cases in outpatient departments (OPD) per 100,000 people (2013/14 to 2016/17)*



4. Health status



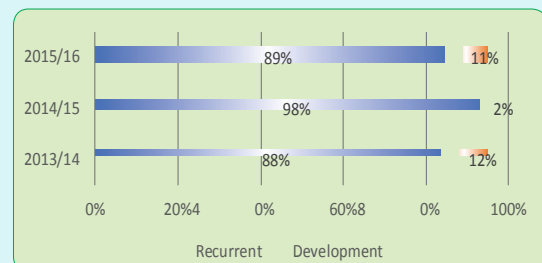
- a) *Use of contraceptives (2017)*: 48 out of every 100 women of child bearing age
- b) *Attendance by a skilled health worker (2017)*: 40 out of every 100 children born
- c) *Vaccination (2017)*: 58.5 out of every 100 children



- d) *Stunted children (2014)*: 33 children in every 100 children
- e) *Wasted children (2014)*: 2 in every 100 children
- f) *Underweight children (2014)*: 12 in every 100 children

5. Health financing

- a) *Total budget allocation to health sector (2015/16)*: 11.0%
- b) *Health spending (2014/15)*: Ksh 774.15 million
- c) *Health spending (2015/16)*: Ksh 1,396.7 million
- d) *Per capita health spending (2014/15)*: Ksh 1,253
- e) *NHIF coverage (2015/16)*: 29.5 persons for every 100 citizens
- f) *Development allocation as percentage of total health spending (2015/16)*: 11%



6. Health infrastructure (2017)

- a) *Hospital beds*: 11 per 10,000 population
- b) *Health facilities*: 2 per 10,000 population

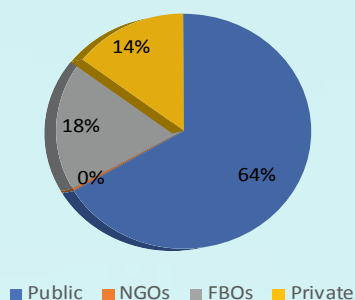
¹ The World Health Organization (WHO) target is 230 medical workers per 100,000 people.

Number of health facilities

- c) Total health facilities: 179
- d) Primary health facilities: 171
- e) County and sub-county hospitals: 8
- f) Total beds and cots: 1,253

1. Ownership of health facilities

- a) Government: 64.2 percent
- b) Non-governmental organizations (NGOs): 0.1%
- c) Faith-based organizations (FBOs): 17.9%
- d) Private: 14.0%



2. Water and sanitation (2017)

Proportion of the population with access to improved water and sanitation: 42.1%

3. Level of availability and functionality of medical equipment in health facilities (2017)

- a) Obstetric care equipment: 70%
- b) Delivery pack: 60%

5. Recommendations

To address the emerging challenges in the health sector, the county needs to:

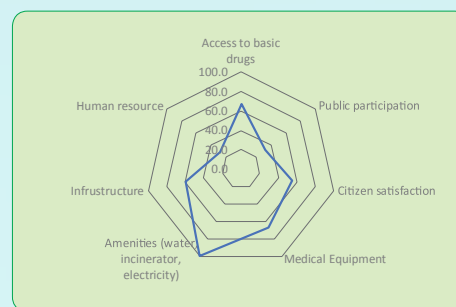
- (i) Improve deployment of human resource for health
- (ii) Focus and establish more interventions in preventive and promotive health care to reduce non-communicable diseases, stunting, wasting and underweight among children
- (iii) Increase the number of community health workers to offer community health services and sensitize the community on NHIF uptake
- (iv) Invest in public health programmes that would increase uptake of contraceptive use, immunizations and delivery in health facilities
- (v) Ensure supply of the medical drugs especially for mothers and HIV/AIDS
- (vi) Enhance public awareness and civic education on the role of public participation in health sector planning, budgeting, policy formulation and implementation
- (vii) Invest in programmes geared towards improvement of water supply and sanitation
- (viii) Balance between the recurrent and development allocation for health to enhance infrastructural development

Proportion of health facilities with valid medical drugs for various conditions (2017)

- a) Essential drugs for mothers: 60%
- b) Essential drugs for children: 80%
- c) HIV & AIDS: 80%
- d) Malaria: 85%
- e) Tuberculosis: 70%
- f) Diabetes: 70%

4. Health service delivery indices (2017)²

- a) Overall health service delivery index: 58.3%
- b) Medical drugs index: 66.7%
- c) Infrastructure index: 60%
- d) Amenities (water, incinerator and electricity) index: 100%
- e) Medical equipment index: 66.7%
- f) Public participation in health sector index: 32.5%
- g) Citizen satisfaction in health sector index: 55%
- h) Health human resources index: 27.6%



Health Care Delivery under Devolution: Kajiado County

1. County indicators

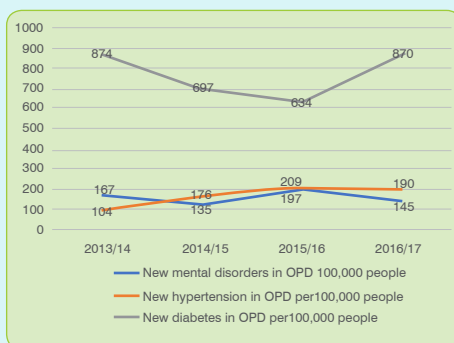
- Location*: Southern region of Kenya.
- Total population estimate (2017)*: 902,017 people (453,297 male and 448,720 female).
- 15 years old and below*: 3.4 out of every 10 persons.
- Overall poverty index (2015/16)*: 51.3%
- Live expectancy (2014)*: 62 years
- Fertility rate (2014)*: 4.5 children per woman

2. Human resources for health (2017)

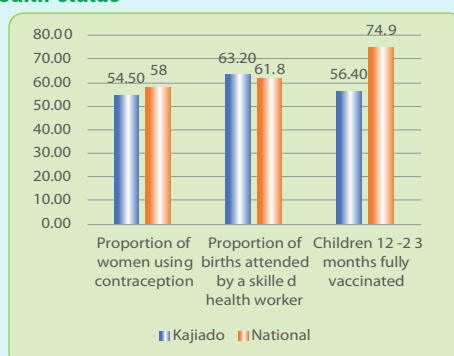
- Medical workers*: 39 per 100,000 population¹
- Doctors*: 24
- Nurses*: 337
- Clinical officers*: 58
- Public health workers*: 101

3. Health indicators

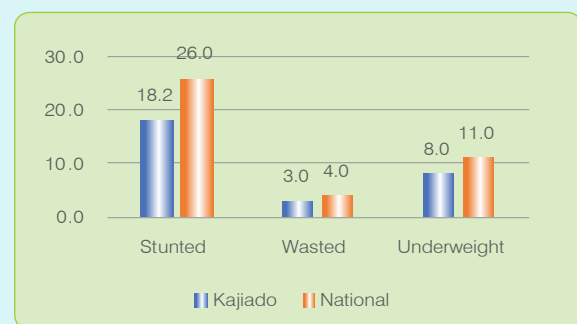
- Malaria test positivity rate (2017)*: 48%
- HIV prevalence (2016)*: 4.4%
- Tuberculosis prevalence (2017)*: 207 per 100,000 people
- Number and type of new non-communicable disease cases in outpatient departments (OPD) per 100,000 people (2013/14 to 2016/17)*



4. Health status



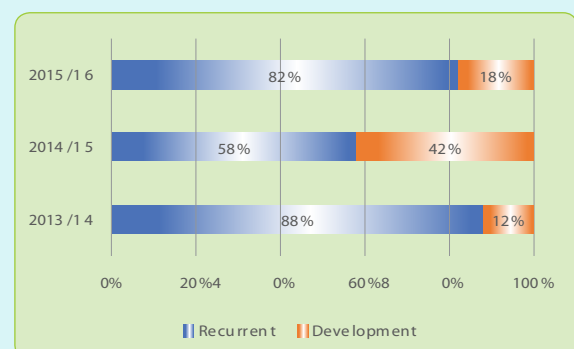
- Use of contraceptives (2017)*: 50 out of every 100 women of child bearing age
- Attendance by a skilled health worker (2017)*: 63 out of 100 children born
- Vaccination (2017)*: 56 out of every 100 children



- Stunted children (2014)*: 18 in every 100 children
- Wasted children (2014)*: 3 in every 100 children
- Underweight children (2014)*: 8 in every 100 children

5. Health financing

- Total budget allocation to health sector (2015/16)*: 11%
- Health spending (2014/15)*: Ksh 497 million
- Health spending (2015/16)*: Ksh 1,271.3 million
- Per capita health spending (2014/15)*: Ksh 814
- NHIF Coverage (2015/16)*: 23.5 persons for every 100 citizens
- Development allocation as percentage of total health spending (2015/16)*: 18%



6. Health infrastructure (2017)

- Hospital beds*: 17 per 10,000 population
- Health facilities*: 3 per 10,000 population

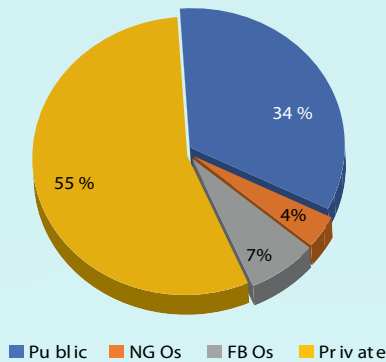
¹ The World Health Organization (WHO) target is 230 medical workers per 100,000 people.

Number of health facilities

- a) Total health facilities: 312
- b) Primary health facilities: 299
- c) County and sub-county hospitals: 13
- d) Total beds and cots: 1,511

7. Ownership of health facilities

- a) Government: 34 percent
- b) Non governmental organizations (NGOs): 7.2%
- c) Faith-based organizations (FBOs): 3.8%
- d) Private: 55%



8. Water and sanitation

Proportion of the population with access to improved water and sanitation: 84.3%

9. Level of availability and functionality of medical equipment in health facilities


- a) Obstetric care equipment: 60%
- b) Delivery pack: 80%

Proportion of health facilities with valid medical drugs for various conditions

- c) Essential drugs for mothers: 60%
- d) Essential drugs for children: 62%
- e) HIV & AIDS: 100%
- f) Malaria : 80%
- g) Tuberculosis: 60%
- h) Diabetes : 70%

10. Health service delivery indices (2017)²

- ii) Overall health service delivery index: 58.6%
- iii) Medical drugs index: 70%
- iv) Infrastructure index: 68%
- v) Amenities (water, incinerator and electricity) index: 69%
- vi) Medical equipment index: 73.3%
- vii) Public participation in health sector index: 31.1%
- viii) Citizen satisfaction in health sector index: 54.7%
- ix) Health human resources index: 12.9%



11. Recommendations

To address the emerging challenges in the health sector, the county needs to:

- (i) Utilize community health workers to address public health challenges such as immunization and child nutrition
- (ii) Establish a framework for sharing medical specialists with neighbouring counties and national government
- (iii) Increase citizen participation in health planning and budgeting interventions
- (iv) Upscale community health work in immunization against preventable diseases and mother and child health
- (vi) Invest in mobile health clinics that meet the demands of its pastoral community whenever droughts and floods occur
- (vii) Upscale rural and urban sanitation coverage and developing a functional sewerage system for all the major towns in the county

Health Care Delivery under Devolution: Kericho County

1. County indicators

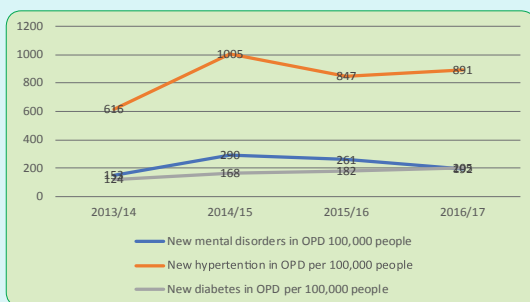
- Location:* Rift Valley region of Kenya
- Total population estimate (2017):* 970,266 people (496,279 male and 473,987 female)
- 15 years old and below:* 4.3 out of every 10 persons
- Overall poverty index (2015/16):* 30.3%
- Life expectancy (2014):* 56.5 years
- Fertility rate (2014):* 4 children per woman

2. Human resources for health (2017)

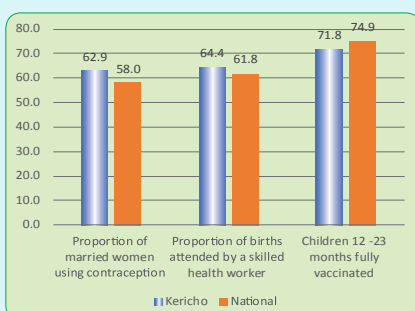
- Medical workers:* 54 per 100,000 population¹
- Doctors:* 77
- Nurses:* 449
- Clinical officers:* 74
- Public health workers:* 129

3. Health indicators

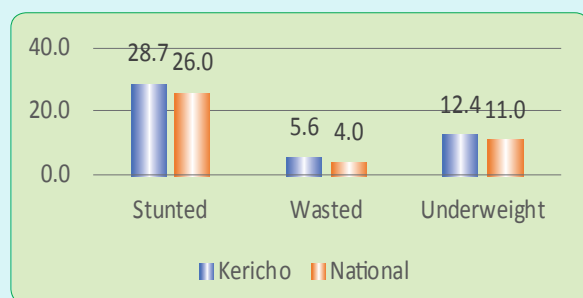
- Malaria test positivity rate (2017):* 18%
- HIV prevalence (2016):* 3.4%
- Tuberculosis prevalence (2017):* 199 per 100,000 people
- Number and type of new non-communicable disease cases in outpatient departments (OPD) per 100,000 people (2013/14 to 2016/17)*



4. Health status



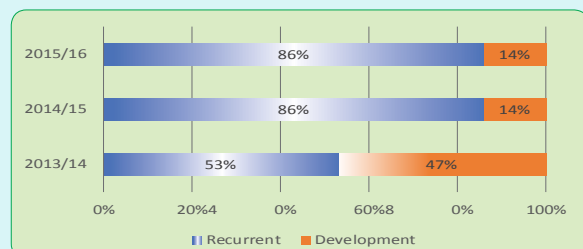
- Use of contraceptives (2017):* 63 out of every 100 women of child bearing age
- Attendance by a skilled health worker (2017):* 64 out of every 100 children born
- Vaccination (2017):* 72 out of every 100 children



- Stunted children (2014):* 29 children in every 100 children
- Wasted children (2014):* 6 in every 100 children
- Underweight children (2014):* 12 in every 100 children

5. Health financing

- Total budget allocation to health sector (2015/16):* 31%
- Health spending (2014/15):* Ksh 1,382.38 million
- Health spending (2015/16):* Ksh 1,537.75 million
- Per capita health spending (2014/15):* Ksh 1,838
- NHIF coverage (2015/16):* 28.9 persons for every 100 citizens
- Development allocation as percentage of total health spending (2015/16):* 14%



6. Health infrastructure (2017)

- Hospital beds:* 2.2 per 10,000 population
- Health facilities:* 13.5 per 10,000 population

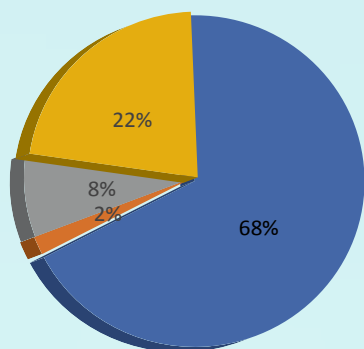
¹ The World Health Organization (WHO) target is 230 medical workers per 100,000 people.

Number of health facilities

- c) Total health facilities: 220
- d) Primary health facilities: 205
- e) County and sub-county hospitals: 15
- f) Total beds and cots: 1,925

1. Ownership of health facilities

- a) Government: 68.3%
- b) Non governmental organizations (NGOs): 1.8%
- c) Faith-based organizations (FBOs): 8.1%
- d) Private: 22.2%



■ Public ■ NGOs ■ FBOs ■ Private

2. Water and sanitation (2017)

Proportion of the population with access to improved water and sanitation: 79%

3. Level of availability and functionality of medical equipment in health facilities (2017)

- a) Obstetric care equipment: 70%
- b) Delivery pack: 75%

5. Recommendations

To address the emerging challenges in the health sector, the county needs to:

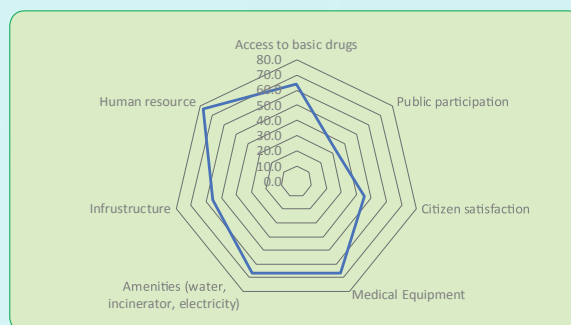
- (i) Allocate adequate resources for purchase of medical equipment and drugs for HIV&AIDS and diabetes
- (ii) Put more emphasis on health sector public participation to enhance citizen involvement in health decision making processes
- (iii) Utilize community health workers to increase uptake of immunization; and train parents on nutrition

Proportion of health facilities with valid medical drugs for various conditions (2017)

- a) Essential drugs for mothers: 100%
- b) Essential drugs for children: 50%
- c) HIV & AIDS: 50%
- d) Malaria: 60%
- e) Tuberculosis: 100%
- f) Diabetes: 25%

4. Health service delivery indices (2017)²

- a) Overall health service delivery index: 58.2%
- b) Medical drugs index: 64.2%
- c) Infrastructure index: 55.4%
- d) Amenities (water, incinerator and electricity) index: 66.7%
- e) Medical equipment index: 66.7%
- f) Public participation in health sector index: 32.4%
- g) Citizen satisfaction in health sector index: 45.2%
- h) Health human resources index: 77.0%



Health Care Delivery under Devolution: Bomet County

1. County indicators

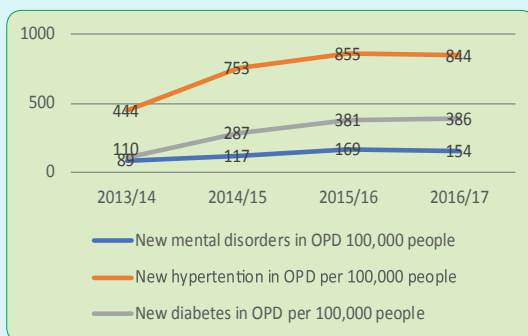
- a) Location: Rift Valley region of Kenya
- b) Total population estimate (2017): 941,386 people (476,498 male and 464,888 female)
- c) 15 years old and below: 4.6 out of every 10 persons
- d) Overall poverty index (2015/16): 48.8%
- e) Life expectancy (2014): 58 years
- f) Fertility rate (2014): 4.3 children per woman

2. Human resources for health (2017)

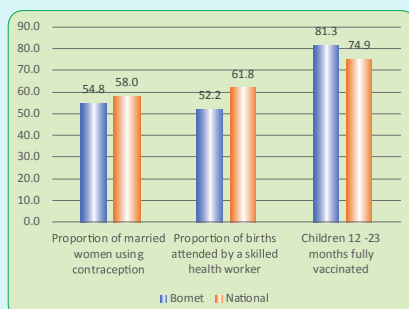
- a) Medical workers: 35 per 100,000 population¹
- b) Doctors: 17
- c) Nurses: 425
- d) Clinical officers: 95
- e) Public health workers: 105

3. Health indicators

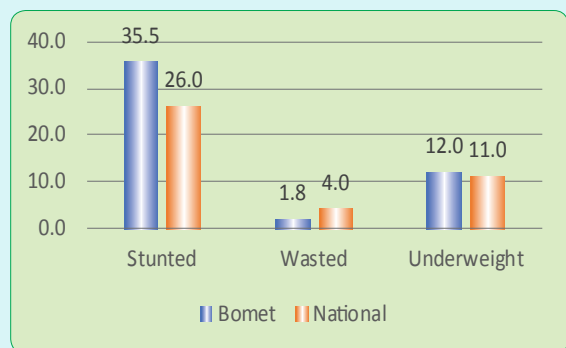
- a) Malaria test positivity rate (2017): 8%
- b) HIV prevalence (2016): 5.8%
- c) Tuberculosis prevalence (2017): 173 per 100,000 people
- d) Number and type of new non-communicable disease cases in out-patient departments (OPD) per 100,000 people (2013/14 to 2016/17)



4. Health status



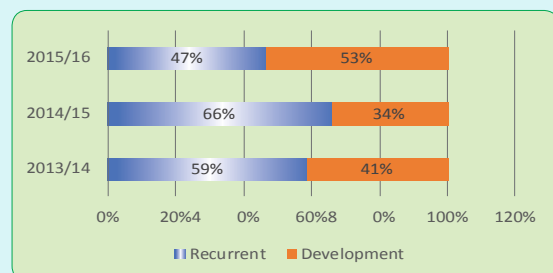
- a) Use of contraceptives (2017): 55 out of every 100 women of child bearing age
- b) Attendance by a skilled health worker (2017): 52 out of every 100 children born
- c) Vaccination (2017): 81 out of every 100 children



- d) Stunted children (2014): 35.5 children in every 100 children
- e) Wasted children (2014): 2 in every 100 children
- f) Underweight children (2014): 12 in every 100 children

5. Health financing

- a) Total budget allocation to health sector (2015/16): 10.5%
- b) Health spending (2014/15): Ksh 723.11 million
- c) Health spending (2015/16): Ksh 931.92 million
- d) Per capita health spending (2014/15): Ksh 720
- e) NHIF coverage (2015/16): 21 persons for every 100 citizens
- f) Development allocation as percentage of total health spending (2015/16): 53%



6. Health infrastructure (2017)

- a) Hospital beds: 10.6 per 10,000 population
- b) Health facilities: 1.6 per 10,000 population

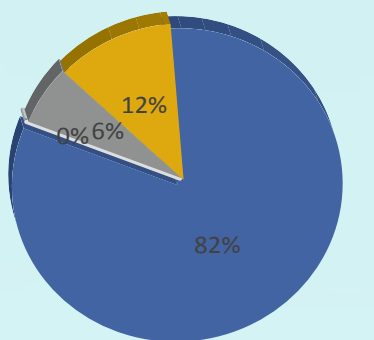
¹ The World Health Organization (WHO) target is 230 medical workers per 100,000 people.

Number of health facilities

- c) Total health facilities: 146
- d) Primary health facilities: 140
- e) County and sub-county hospitals: 6
- f) Total beds and cots: 966

1. Ownership of health facilities

- a) Government: 82.3%
- b) Non-governmental organizations (NGOs): 0.1%
- c) Faith-based organizations (FBOs): 6.1%
- d) Private: 11.6%



■ Public ■ NGOs ■ FBOs ■ Private

2. Water and sanitation (2017)

Proportion of the population with access to improved water and sanitation: 30.6%

3. Level of availability and functionality of medical equipment in health facilities (2017)

- a) Obstetric care equipment: 40%
- b) Delivery pack: 75%

5. Recommendations

To address the emerging challenges in the health sector, the county needs to:

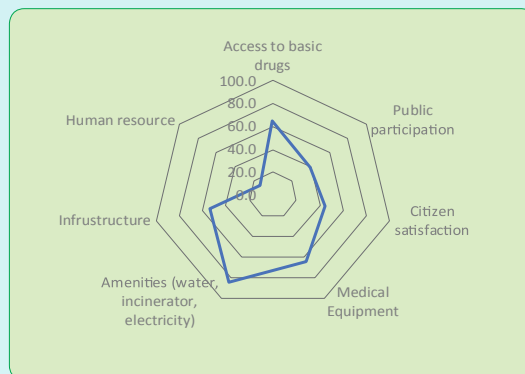
- (i) Strengthen management of human resource for health through deployment of adequate medical workers to all primary health care facilities
- (ii) Invest in preventive measures to reduce cases of infections and disease outbreaks, including appropriate solid waste management
- (iii) Encourage pregnant mothers to seek skilled health workers' assistance during delivery
- (iv) Address levels of child wasting, stunting and underweight through nutritional support among pregnant mothers and children

Proportion of health facilities with valid medical drugs for various conditions (2017)

- a) Essential drugs for mothers: 100%
- b) Essential drugs for children: 60%
- c) HIV & AIDS: 50%
- d) Malaria: 60%
- e) Tuberculosis: 60%
- f) Diabetes: 60%

4. Health service delivery indices (2017)²

- a) Overall health service delivery index: 52.4%
- b) Medical drugs index: 65%
- c) Infrastructure index: 54.3%
- d) Amenities (water, incinerator and electricity) index: 85%
- e) Medical equipment index: 65%
- f) Public participation in health sector index: 39%
- g) Citizen satisfaction in health sector index: 45%
- h) Health human resources index: 13.2%



Health Care Delivery under Devolution: Kakamega County

1. County indicators

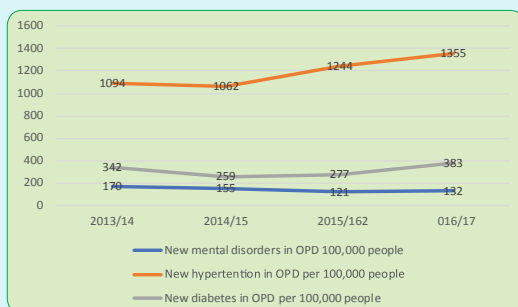
- Location:* Western region of Kenya
- Total population estimate (2017):* 1,909,030 people (930,684 male and 978,346 female)
- 15 years old and below:* 4.7 out of every 10 persons
- Overall poverty index (2015/16):* 35.8%
- Life expectancy (2014):* 54 years
- Fertility rate (2014):* 4.4 children per woman

2. Human resources for health (2017)

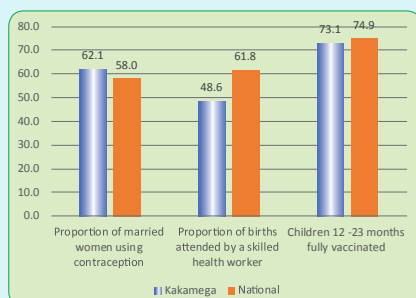
- Medical workers:* 64 per 100,000 population¹
- Doctors:* 71
- Nurses:* 868
- Clinical officers:* 140
- Public health workers:* 110

3. Health indicators

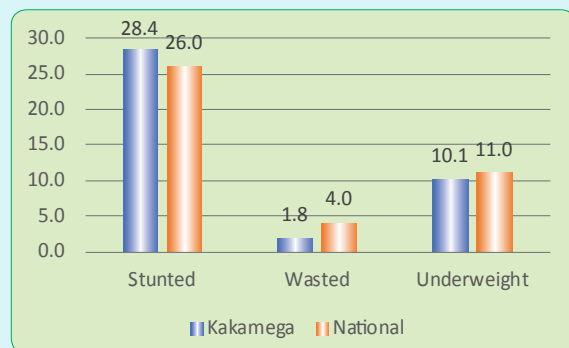
- Malaria test positivity rate (2017):* 49%
- HIV prevalence (2016):* 5.9%
- Tuberculosis prevalence (2017):* 135 per 100,000 people
- Number and type of new non-communicable disease cases in outpatient departments (OPD) per 100,000 people (2013/14 to 2016/17)*



4. Health status



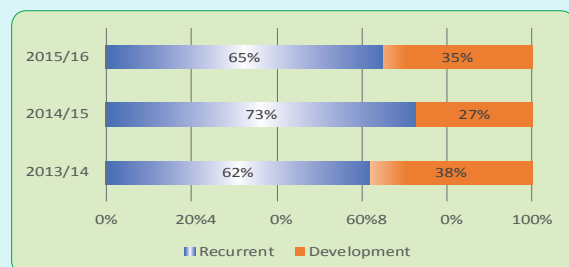
- Use of contraceptives (2017):* 62 out of every 100 women of child bearing age
- Attendance by a skilled health worker (2017):* 49 out of every 100 children born
- Vaccination (2017):* 73 out of every 100 children



- Stunted children (2014):* 28 children in every 100 children
- Wasted children (2014):* 2 in every 100 children
- Underweight children (2014):* 10 in every 100 children

5. Health financing

- Total budget allocation to health sector (2015/16):* 24.5%
- Health spending (2014/15):* Ksh 1,744.46 million
- Health spending (2015/16):* Ksh 2,737.06 million
- Per capita health spending (2014/15):* Ksh 1,277
- NHIF coverage (2015/16):* 30.2 persons for every 100 citizens
- Development allocation as percentage of total health spending (2015/16):* 35%



6. Health infrastructure (2017)

- Hospital beds:* 1.5 per 10,000 population
- Health facilities:* 12 per 10,000 population

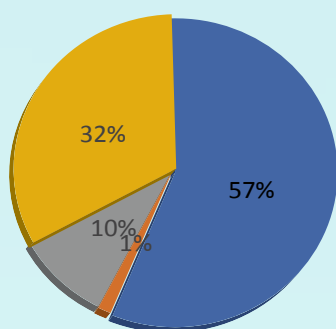
¹ The World Health Organization (WHO) target is 230 medical workers per 100,000 people.

Number of health facilities

- c) Total health facilities: 307
- d) Primary health facilities: 293
- e) County and sub-county hospitals: 14
- f) Total beds and cots: 2,312

2. Ownership of health facilities

- a) Government: 56.4%
- b) Non governmental organizations (NGOs): 1.3%
- c) Faith-based organizations (FBOs): 9.4%
- d) Private: 32.2%



■ Public ■ NGOs ■ FBOs ■ Private

3. Water and sanitation (2017)

Proportion of the population with access to improved water and sanitation: 32.4%

4. Level of availability and functionality of medical equipment in health facilities (2017):

- a) Obstetric care equipment: 50%
- b) Delivery pack: 62.50%

6. Recommendations

To address the emerging challenges in the health sector, the county needs to:

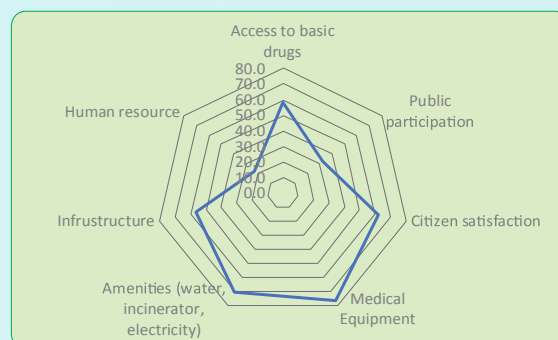
- (i) Deploy adequate number of health personnel and ensure availability of essential drugs in health facilities
- (ii) Address water and sanitation challenges in the county
- (iii) Empower community health workers to provide services such as educating parents on nutrition to reduce cases of stunted growth and underweight among children

Proportion of health facilities with valid medical drugs for various conditions (2017)

- a) Essential drugs for mothers: 100%
- b) Essential drugs for children: 13%
- c) HIV & AIDS: 100%
- d) Malaria: 25%
- e) Tuberculosis: 40%
- f) Diabetes: 38%

5. Health service delivery indices (2017)²

- a) Overall health service delivery index: 54.2%
- b) Medical drugs index: 58.5%
- c) Infrastructure index: 56.6%
- d) Amenities (water, incinerator and electricity) index: 70.8%
- e) Medical equipment index: 77.1%
- f) Public participation in health sector index: 31.9%
- g) Citizen satisfaction in health sector index: 61.6%
- h) Health human resources index: 22.6%



Health Care Delivery under Devolution: Vihiga County

1. County indicators

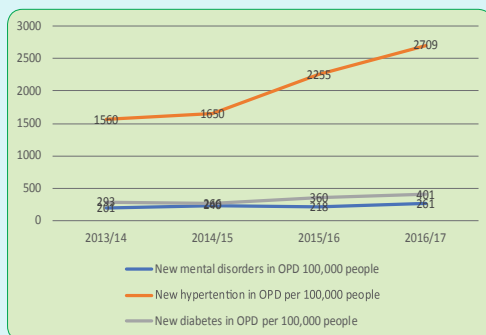
- Location:* Western region of Kenya
- Total population estimate (2017):* 637,678 people (304,583 male and 333,095 female)
- 15 years old and below:* 4.4 out of every 10 persons
- Overall poverty index (2015/16):* 43.2%
- Life expectancy (2014):* 49 years
- Fertility rate (2014):* 4.5 children per woman

2. Human resources for health (2017)

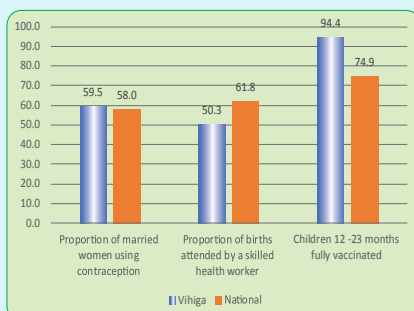
- Medical workers:* 57 per 100,000 population¹
- Doctors:* 31
- Nurses:* 248
- Clinical officers:* 51
- Public health workers:* 89

3. Health indicators

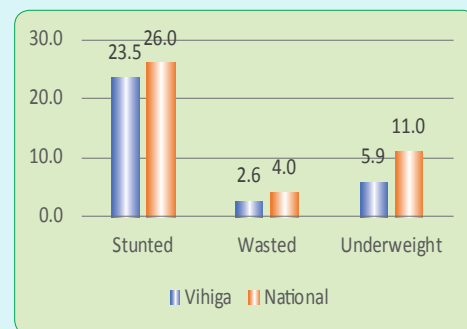
- Malaria test positivity rate (2017):* 52%
- HIV prevalence (2016):* 3.8%
- Tuberculosis prevalence (2017):* 155 per 100,000 people
- Number and type of new non-communicable disease cases in outpatient departments (OPD) per 100,000 people (2013/14 to 2016/17)*



4. Health status



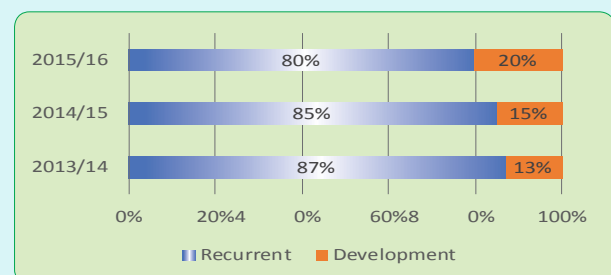
- Use of contraceptives (2017):* 60 out of every 100 women of child bearing age
- Attendance by a skilled health worker (2017):* 50 out of every 100 children born
- Vaccination (2017):* 94 out of every 100 children



- Stunted children (2014):* 24 children in every 100 children
- Wasted children (2014):* 3 in every 100 children
- Underweight children (2014):* 6 in every 100 children

5. Health financing

- Total budget allocation to health sector (2015/16):* 22.7%
- Health spending (2014/15):* Ksh 732.93 million
- Health spending (2015/16):* Ksh 611.26 million
- Per capita health spending (2014/15):* Ksh 1,143
- NHIF coverage (2015/16):* 24.2 persons for every 100 citizens
- Development allocation as percentage of total health spending (2015/16):* 20%



6. Health infrastructure (2017)

- Hospital beds:* 13 per 10,000 population
- Health facilities:* 1.5 per 10,000 population

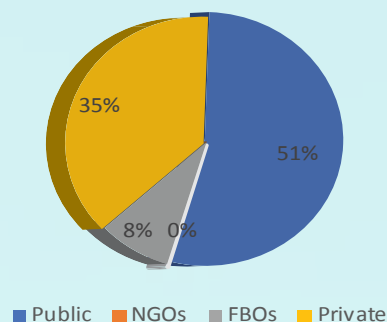
¹ The World Health Organization (WHO) target is 230 medical workers per 100,000 people.

Number of health facilities

- c) Total health facilities: 114
- d) Primary health facilities: 104
- e) County and sub-county hospitals: 10
- f) Total beds and cots: 408

1. Ownership of health facilities

- a) Government: 50.5 percent
- b) Non governmental organizations (NGOs): 0.1
- c) Faith-based organizations (FBOs): 8.4%
- d) Private: 34.6%



2. Water and sanitation (2017)

Proportion of the population with access to improved water and sanitation: 43.2%

3. Level of availability and functionality of medical equipment in health facilities (2017)

- a) Obstetric care equipment: 66.7%
- b) Delivery pack: 66.7%

5. Recommendations

To address the emerging challenges in the health sector, the county needs to:

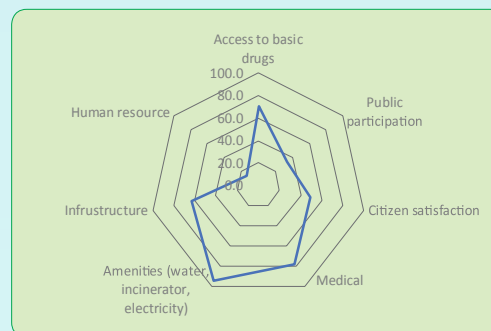
- (i) Upscale early screening services for non-communicable diseases and enhance wellness civic education among citizens
- (ii) Invest in promotive, preventive, curative and rehabilitative care for non-communicable disease cases
- (iii) Invest in community health services
- (iv) Increase investment in provision and management of medical equipment in facilities
- (v) Address human resource gaps in the county

Proportion of health facilities with valid medical drugs for various conditions (2017)

- a) Essential drugs for mothers: 100%
- b) Essential drugs for children: 17%
- c) HIV & AIDS: 100%
- d) Malaria: 70%
- e) Tuberculosis: 100%
- f) Diabetes: 33%

4. Health service delivery indices (2017)²

- a) Overall health service delivery index: 57.5%
- b) Medical drugs index: 70%
- c) Infrastructure index: 63.2%
- d) Amenities (water, incinerator and electricity) index: 94.4%
- e) Medical equipment index: 77.8%
- f) Public participation in health sector index: 33.8%
- g) Citizen satisfaction in health sector index: 49.3%
- h) Health human resources index: 13.7%



Health Care Delivery under Devolution: Bungoma County

1. County indicators

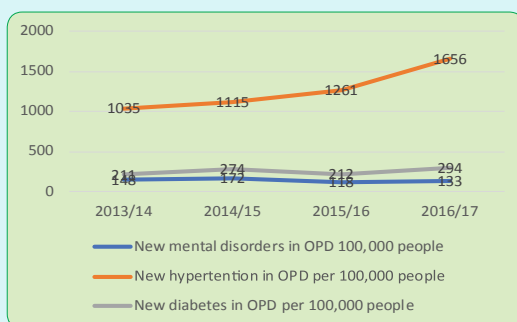
- Location:* Western region of Kenya
- Total population estimate (2017):* 1,581,193 people (780,920 male and 800,273 female)
- 15 years old and below:* 4.8 out of every 10 persons
- Overall poverty index (2015/16):* 35.7%
- Life expectancy (2014):* 57.5 years
- Fertility rate (2014):* 5 children per woman

2. Human resources for health (2017)

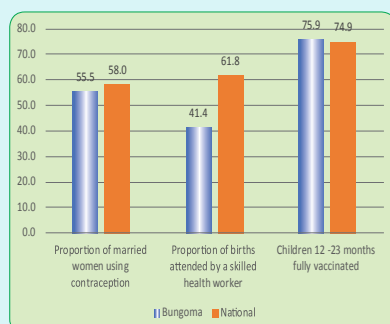
- Medical workers:* 49 per 100,000 population¹
- Doctors:* 67
- Nurses:* 673
- Clinical officers:* 100
- Public health workers:* 110

3. Health indicators

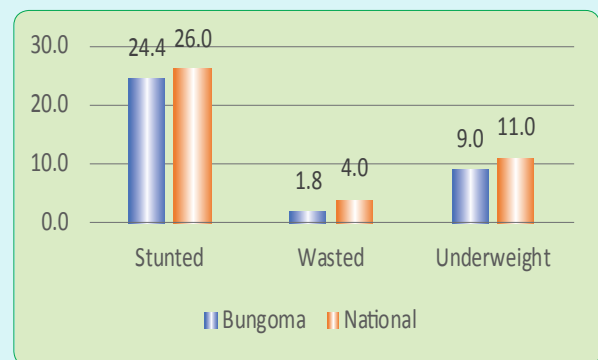
- Malaria test positivity rate (2017):* 60%
- HIV prevalence (2016):* 3.2%
- Tuberculosis prevalence (2017):* 96 per 100,000 people
- Number and type of new non-communicable disease cases in outpatient departments (OPD) per 100,000 people (2013/14 to 2016/17)*



4. Health status



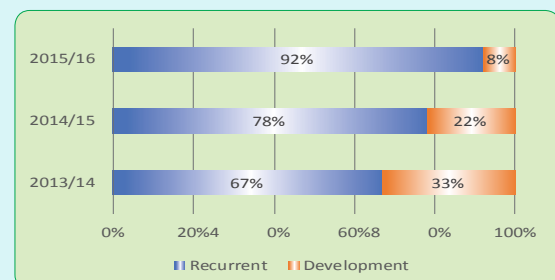
- Use of contraceptives (2017):* 56 out of every 100 women of child bearing age
- Attendance by a skilled health worker (2017):* 41.1 out of every 100 children born
- Vaccination (2017):* 75.9 out of every 100 children



- Stunted children (2014):* 24 children in every 100 children
- Wasted children (2014):* 2 in every 100 children
- Underweight children (2014):* 9 in every 100 children

5. Health financing

- Total budget allocation to health sector (2015/16):* 20.5%
- Health spending (2014/15):* Ksh 1,619.15 million
- Health spending (2015/16):* Ksh 1,533.93 million
- Per capita health spending (2014/15):* Ksh 1,353
- NHIF coverage (2015/16):* 16.8 persons for every 100 citizens
- Development allocation as percentage of total health spending (2015/16):* 8%



6. Health infrastructure (2017)

- Hospital beds:* 12 per 10,000 population
- Health facilities:* 1 per 10,000 population

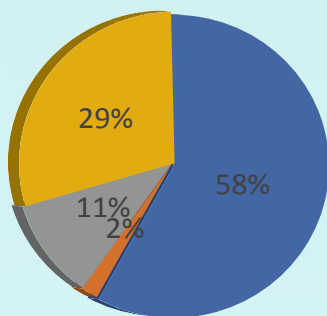
¹ The World Health Organization (WHO) target is 230 medical workers per 100,000 people.

Number of health facilities

- c) Total health facilities: 233
- d) Primary health facilities: 221
- e) County and sub-county hospitals: 12
- f) Total beds and cots: 1,819

1. Ownership of health facilities

- a) Government: 58.4%
- b) Non governmental organizations (NGOs): 1.7%
- c) Faith-based organizations (FBOs): 10.7%
- d) Private: 29.2%



■ Public ■ NGOs ■ FBOs ■ Private

2. Water and sanitation (2017)

Proportion of the population with access to improved water and sanitation: 39.3%

3. Level of availability and functionality of medical equipment in health facilities (2017):

- a) Obstetric care equipment: 87.50%
- b) Delivery pack: 75%

5. Recommendations

To address the emerging challenges in the health sector, the county needs to:

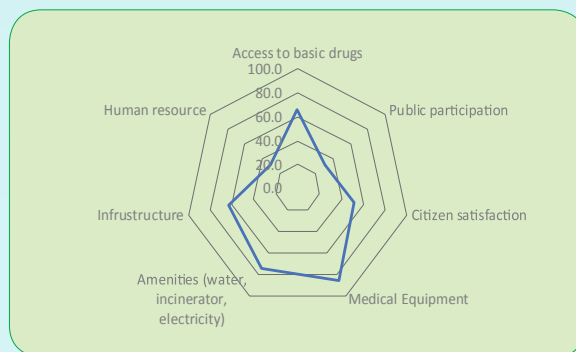
- (i) Increase the supply of essential drugs for children, malaria and tuberculosis to health facilities
- (ii) Foster public participation in the decision-making process to enhance inclusiveness, accountability and transparency
- (iii) Deploy adequate number of health personnel to ensure quality service delivery
- (iv) Improve access to clean and safe drinking water at facility and household levels

Proportion of health facilities with valid medical drugs for various conditions (2017)

- a) Essential drugs for mothers: 88%
- b) Essential drugs for children: 25%
- c) HIV & AIDS: 100%
- d) Malaria: 57%
- e) Tuberculosis: 75%
- f) Diabetes: 50%

4. Health service delivery indices (2017)2

- a) Overall health service delivery index: 57.5%
- b) Medical drugs index: 65.8%
- c) Infrastructure index: 62.6%
- d) Amenities (water, incinerator and electricity) index: 75%
- e) Medical equipment index: 85.4%
- f) Public participation in health sector index: 31.4%
- g) Citizen satisfaction in health sector index: 51.1%
- h) Health human resources index: 30.8%



Health Care Delivery under Devolution: Busia County

1. County indicators

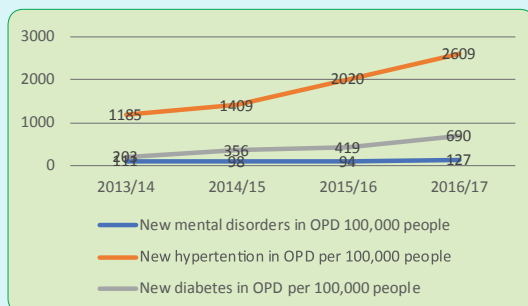
- a) *Location*: Western region of Kenya
- b) *Total population estimate (2017)*: 855,242 people (414,014 male and 441,138 female)
- c) *15 years old and below*: 4.7 out of every 10 persons
- d) *Overall poverty index (2015/16)*: 69.3%
- e) *Life expectancy (2014)*: 52.5 years
- f) *Fertility rate (2014)*: 4.7 children per woman

2. Human resources for health (2017)

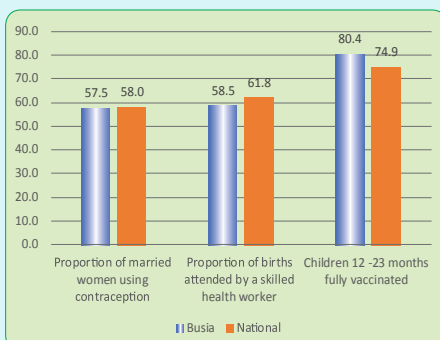
- a) *Medical workers*: 49 per 100,000 population¹
- b) *Doctors*: 34
- c) *Nurses*: 399
- d) *Clinical officers*: 68
- e) *Public health workers*: 58

3. Health indicators

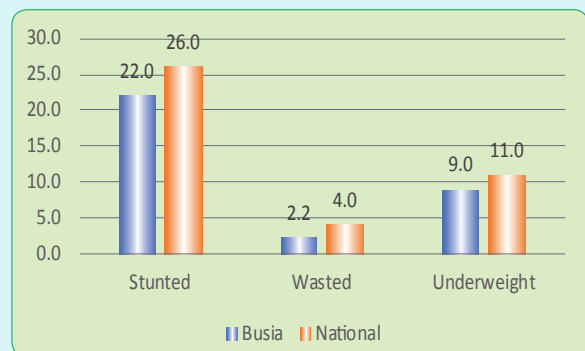
- a) *Malaria test positivity rate (2017)*: 59%
- b) *HIV prevalence (2016)*: 6.8%
- c) *Tuberculosis prevalence (2017)*: 266 per 100,000 people
- d) *Number and type of new non-communicable disease cases in outpatient departments (OPD) per 100,000 people (2013/14 to 2016/17)*



4. Health status



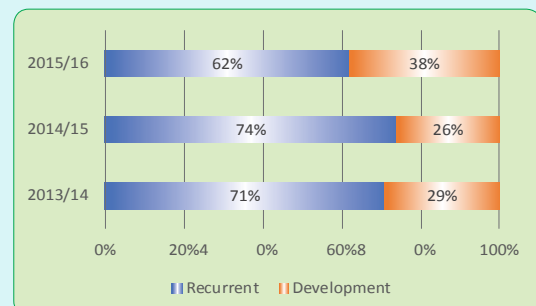
- a) *Use of contraceptives (2017)*: 58 out of every 100 women of child bearing age
- b) *Attendance by a skilled health worker (2017)*: 59 out of every 100 children born
- c) *Vaccination (2017)*: 80 out of every 100 children



- d) *Stunted children (2014)*: 22 children in every 100 children
- e) *Wasted children (2014)*: 2 in every 100 children
- f) *Underweight children (2014)*: 9 in every 100 children

5. Health financing

- a) *Total budget allocation to health sector (2015/16)*: 22.4%
- b) *Health spending (2014/15)*: Ksh 1,307.82 million
- c) *Health spending (2015/16)*: Ksh 1,218.97 million
- d) *Per capita health spending (2014/15)*: Ksh 1,467
- e) *NHIF coverage (2015/16)*: 31 persons for every 100 citizens
- f) *Development allocation as percentage of total health spending (2015/16)*: 38%



6. Health infrastructure (2017)

- a) *Hospital beds*: 1.4 per 10,000 population
- b) *Health facilities*: 13.6 per 10,000 population

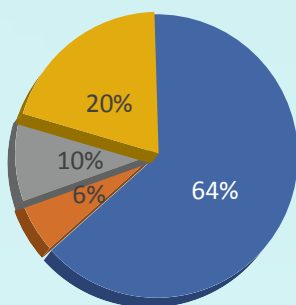
¹ The World Health Organization (WHO) target is 230 medical workers per 100,000 people.

Number of health facilities

- c) Total health facilities: 130
- d) Primary health facilities: 123
- e) County and sub-county hospitals: 7
- f) Total beds and cots: 1,260

1. Ownership of health facilities

- a) Government: 63.8%
- b) Non governmental organizations (NGOs): 6.2%
- c) Faith-based organizations (FBOs): 10.0%
- d) Private: 20.0%



■ Public ■ NGOs ■ FBOs ■ Private

2. Water and sanitation (2017)

Proportion of the population with access to improved water and sanitation: 61.6%

3. Level of availability and functionality of medical equipment in health facilities (2017)

- a) Obstetric care equipment: 66.7%
- b) Delivery pack: 50%

5. Recommendations

To address the emerging challenges in the health sector, the county needs to:

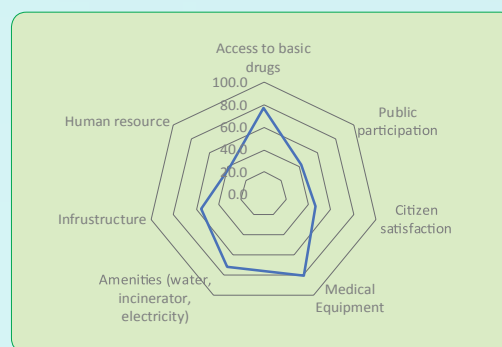
- (i) Provide adequate public health information to all citizens including child nutrition, protection of children from infections and on how to address cases of stunting and wasting among children
- (ii) Encourage health sector public participation at the county level

Proportion of health facilities with valid medical drugs for various conditions (2017)

- a) Essential drugs for mothers: 100%
- b) Essential drugs for children: 80%
- c) HIV & AIDS: 100%
- d) Malaria: 33%
- e) Tuberculosis: 100%
- f) Diabetes: 50%

4. Health service delivery indices (2017)²

- a) Overall health service delivery index: 59%
- b) Medical drugs index: 77.2%
- c) Infrastructure index: 56%
- d) Amenities (water, incinerator and electricity) index: 72.2%
- e) Medical equipment index: 80.6%
- f) Public participation in health sector index: 42.5%
- g) Citizen satisfaction in health sector index: 46.2%
- h) Health human resources index: 38.2%



Health Care Delivery under Devolution: Siaya County

1. County indicators

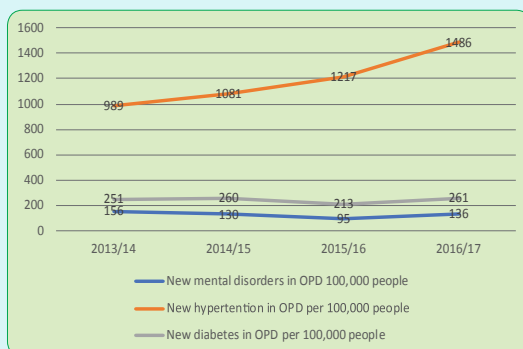
- Location:* Nyanza region of Kenya
- Total population estimate (2017):* 1,006,121 people (477,885 male and 528,236 female)
- 15 years old and below:* 4.4 out of every 10 persons
- Overall poverty index (2015/16):* 33.8%
- Life expectancy (2014):* 42.5 years
- Fertility rate (2014):* 4.2 children per woman

2. Human resources for health (2017)

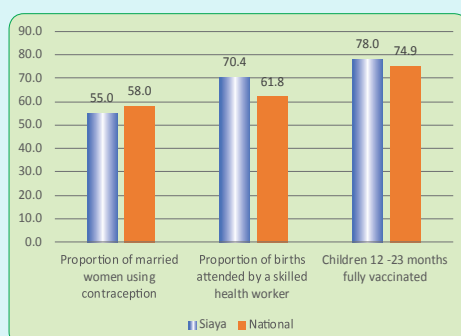
- Medical workers:* 52 per 100,000 population¹
- Doctors:* 15
- Nurses:* 382
- Clinical officers:* 48
- Public health workers:* 40

3. Health indicators

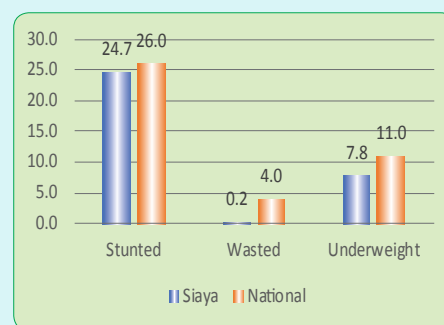
- Malaria test positivity rate (2017):* 49%
- HIV prevalence (2016):* 23.7%
- Tuberculosis prevalence (2017):* 223 per 100,000 people
- Number and type of new non-communicable disease cases in outpatient departments (OPD) per 100,000 people (2013/14 to 2016/17)*



4. Health status



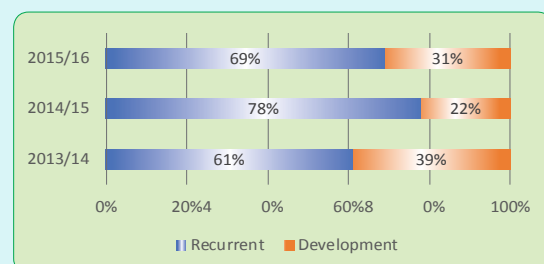
- Use of contraceptives (2017):* 55 out of every 100 women of child bearing age
- Attendance by a skilled health worker (2017):* 70 out of every 100 children born
- Vaccination (2017):* 78 out of every 100 children



- Stunted children (2014):* 25 children in every 100 children
- Wasted children (2014):* 0 in every 100 children
- Underweight children (2014):* 8 in every 100 children

5. Health financing

- Total budget allocation to health sector (2015/16):* 26.8%
- Health spending (2014/15):* Ksh 1,096.97 million
- Health spending (2015/16):* Ksh 1,333.41 million
- Per capita health spending (2014/15):* Ksh 1,495
- NHF coverage (2015/16):* 28.2 persons for every 100 citizens
- Development allocation as percentage of total health spending (2015/16):* 31%



6. Health infrastructure (2017)

- Hospital beds:* 13 per 10,000 population
- Health facilities:* 3 per 10,000 population

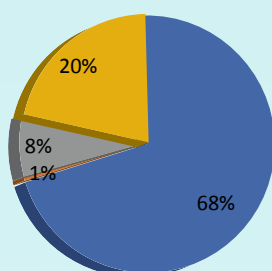
¹ The World Health Organization (WHO) target is 230 medical workers per 100,000 people.

Number of health facilities

- c) Total health facilities: 104
- d) Primary health facilities: 94
- e) County and sub-county hospitals: 10
- f) Total beds and cots: 466

1. Ownership of health facilities

- a) Government: 67.9%
- b) Non governmental organizations (NGOs): 0.5%
- c) Faith-based organizations (FBOs): 7.5%
- d) Private: 20.3%



■ Public ■ NGOs ■ FBOs ■ Private

2. Water and sanitation (2017)

Proportion of the population with access to improved water and sanitation: 43.7%

3. Level of availability and functionality of medical equipment in health facilities (2017)

- a) Obstetric care equipment: 100%
- b) Delivery pack: 75%

5. Recommendations

To address the emerging challenges in the health sector, the county needs to:

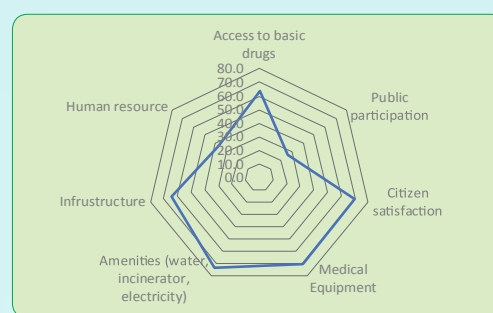
- (i) Focus in preventive and promotive health care to reduce disease prevalence, non-communicable diseases, stunting, wasting and underweight among children
- (ii) Invest in public health programmes that would increase uptake of immunizations, delivery in health facilities and reduce stunting and underweight in children
- (iii) Ensure adequate supply of medical drugs especially for children, and for malaria and diabetes
- (iv) Increase the number of community health workers to offer community health services and sensitize the community on essence of enrollment to NHIF
- (v) Establish a framework for sharing medical personnel and/or improve deployment of human resource for health
- (vi) Invest in programmes geared towards improvement of water supply and sanitation
- (vii) Enhance public awareness and civic education on the role of public participation in health sector planning, budgeting, policy formulation and implementation

Proportion of health facilities with valid medical drugs for various conditions (2017)

- a) Essential drugs for mothers: 80%
- b) Essential drugs for children: 20%
- c) HIV & AIDS: 100%
- d) Malaria: 40%
- e) Tuberculosis: 100%
- f) Diabetes: 40%

4. Health service delivery indices (2017)²

- a) Overall health service delivery index: 57.9%
- b) Medical drugs index: 63.3%
- c) Infrastructure index: 64%
- d) Amenities (water, incinerator and electricity) index: 73.3%
- e) Medical equipment index: 70.8%
- f) Public participation in health sector index: 26.5%
- g) Citizen satisfaction in health sector index: 70%
- h) Health human resources index: 37.4%



Health Care Delivery under Devolution: Kisumu County

1. County indicators

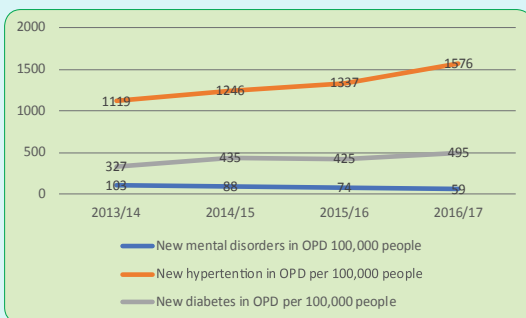
- Location: Western region of Kenya
- Total population estimate (2017): 1,157,351 people (571,398 male and 585,953 female)
- 15 years old and below: 4.3 out of every 10 persons
- Overall poverty index (2015/16): 33.9%
- Life expectancy (2014): 49.5 years
- Fertility rate (2014): 3.6 children per woman

2. Human resources for health (2017)

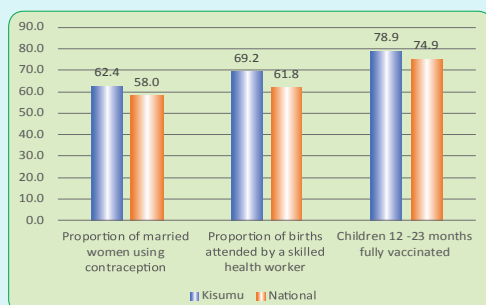
- Medical workers: 81 per 100,000 population¹
- Doctors: 108
- Nurses: 749
- Clinical officers: 95
- Public health workers: 115

3. Health indicators

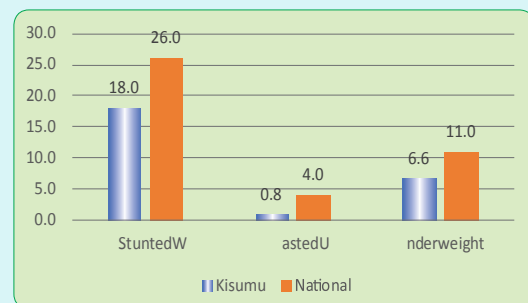
- Malaria test positivity rate (2017): 45%
- HIV prevalence (2016): 19.3%
- Tuberculosis prevalence (2017): 306 per 100,000 people
- Number and type of new non-communicable disease cases in outpatient departments (OPD) per 100,000 people (2013/14 to 2016/17)



4. Health status



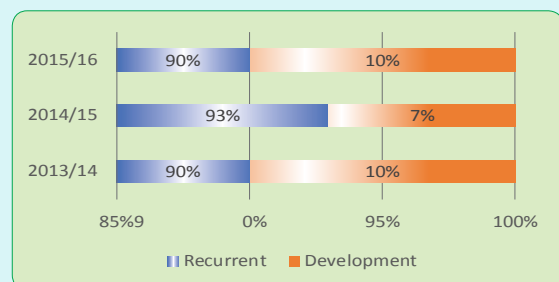
- Use of contraceptives (2017): 62 out of every 100 women of child bearing age
- Attendance by a skilled health worker (2017): 69 out of every 100 children born
- Vaccination (2017): 79 out of every 100 children



- Stunted children (2014): 18 children in every 100 children
- Wasted children (2014): 1 in every 100 children
- Underweight children (2014): 7 in every 100 children

5. Health financing

- Total budget allocation to health sector (2015/16): 12.3%
- Health spending (2014/15): Ksh 504.43 million
- Health spending (2015/16): Ksh 876.95 million
- Per capita health spending (2014/15): Ksh 2,121
- NHIF coverage (2015/16): 32 persons for every 100 citizens
- Development allocation as percentage of total health spending (2015/16): 10%



6. Health infrastructure (2017)

- Hospital beds: per 10,000 population
- Health facilities: 2 per 10,000 population

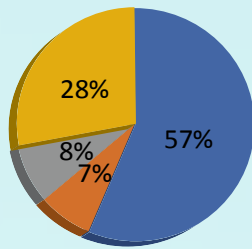
¹ The World Health Organization (WHO) target is 230 medical workers per 100,000 people.

Number of health facilities

- c) Total health facilities: 225
- d) Primary health facilities: 202
- e) County and sub-county hospitals: 23
- f) Total beds and cots: 2720

1. Ownership of health facilities

- a) Government: 56.3%
- b) Non governmental organizations (NGOs): 7.4
- c) Faith-based organizations (FBOs): 8.2%
- d) Private: 27.7%



■ Public ■ NGOs ■ FBOs ■ Private

2. Water and sanitation (2017)

Proportion of the population with access to improved water and sanitation: 96.3%

3. Level of availability and functionality of medical equipment in health facilities (2017)

- a) Obstetric care equipment: 40%
- b) Delivery pack: 20%

5. Recommendations

To address the emerging challenges in the health sector, the county needs to:

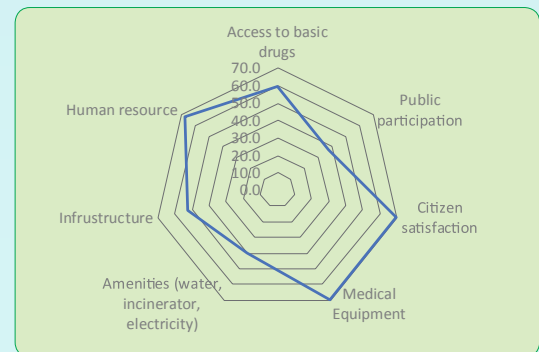
- (i) Ensure adequate supply of basic medical equipment, essential drugs and deploy adequate health personnel to ensure quality service delivery
- (ii) Enhance public participation in the health sector as a way of promoting sustainable health care provision in the county

Proportion of health facilities with valid medical drugs for various conditions (2017)

- a) Essential drugs for mothers: 60%
- b) Essential drugs for children: 40%
- c) HIV & AIDS: 100%
- d) Malaria: 40%
- e) Tuberculosis: 80%
- f) Diabetes: 40%

4. Health service delivery indices (2017)²

- a) Overall health service delivery index: 56.9%
- b) Medical drugs index: 60%
- c) Infrastructure index: 52.6%
- d) Amenities (water, incinerator and electricity) index: 40%
- e) Medical equipment index: 70%
- f) Public participation in health sector index: 37.8%
- g) Citizen satisfaction in health sector index: 70%
- h) Health human resources index: 68%



Health Care Delivery under Devolution: Homa Bay County

1. County indicators

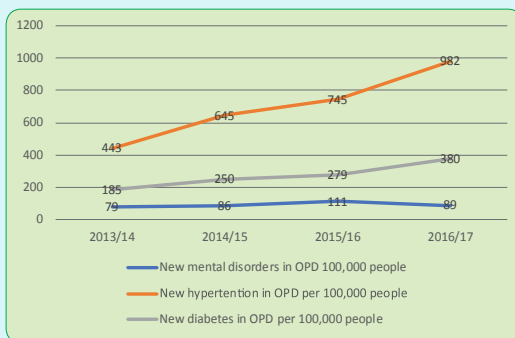
- Location:* Western region of Kenya
- Total population estimate (2017):* 1,151,235 people (596,771 male and 554,464 female)
- 15 years old and below:* 4.8 out of every 10 persons
- Overall poverty index (2015/16):* 33.5%
- Life expectancy (2014):* 51 years
- Fertility rate (2014):* 5.2 children per woman

2. Human resources for health (2017)

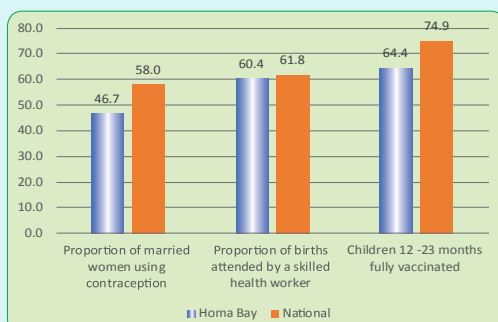
- Medical workers:* 51 per 100,000 population¹
- Doctors:* 39
- Nurses:* 537
- Clinical officers:* 70
- Public health workers:* 100

3. Health indicators

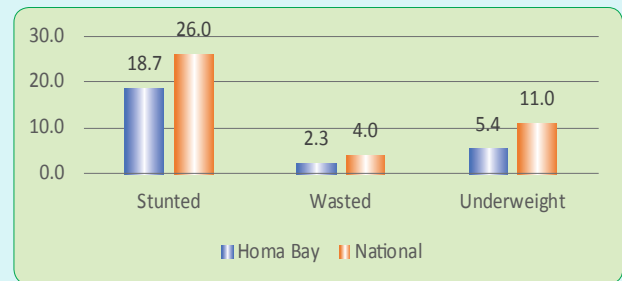
- Malaria test positivity rate (2017):* 46%
- HIV prevalence (2016):* 25.7%
- Tuberculosis prevalence (2017):* 433 per 100,000 people
- Number and type of new non-communicable disease cases in outpatient departments (OPD) per 100,000 people (2013/14 to 2016/17)*



4. Health status



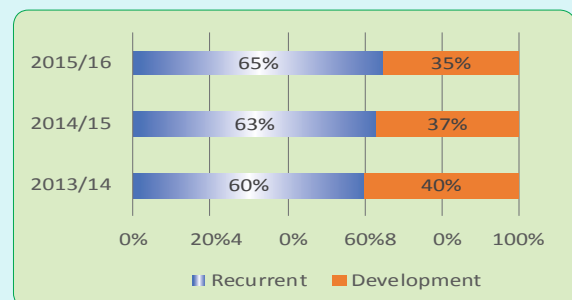
- Use of contraceptives (2017):* 47 out of every 100 women of child bearing age
- Attendance by a skilled health worker (2017):* 60 out of every 100 children born
- Vaccination (2017):* 64 out of every 100 children



- Stunted children (2014):* 19 children in every 100 children
- Wasted children (2014):* 2 in every 100 children
- Underweight children (2014):* 5 in every 100 children

5. Health financing

- Total budget allocation to health sector (2015/16):* 24.3%
- Health spending (2014/15):* Ksh 995.23 million
- Health spending (2015/16):* Ksh 1,276.03 million
- Per capita health spending (2014/15):* Ksh 1,074
- NHIF coverage (2015/16):* 27 persons for every 100 citizens
- Development allocation as percentage of total health spending (2015/16):* 18%



6. Health infrastructure (2017)

- Hospital beds:* 16 per 10,000 population
- Health facilities:* 2 per 10,000 population

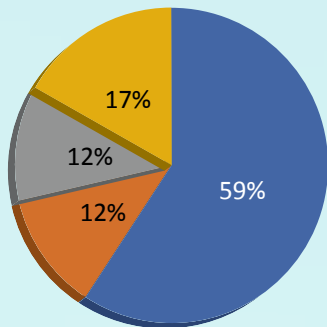
¹ The World Health Organization (WHO) target is 230 medical workers per 100,000 people.

Number of health facilities

- c) Total health facilities: 280
- d) Primary health facilities: 265
- e) County and sub-county hospitals: 15
- f) Total beds and cots: 1,824

2. Ownership of health facilities

- a) Government: 59.3 percent
- b) Non governmental organizations (NGOs): 12.1%
- c) Faith-based organizations (FBOs): 11.8%
- d) Private: 16.8%



■ Public ■ NGOs ■ FBOs ■ Private

3. Water and sanitation (2017)

Proportion of the population with access to improved water and sanitation: 25.1%

4. Level of availability and functionality of medical equipment in health facilities (2017)

- a) Obstetric care equipment: 30%
- b) Delivery pack: 40%

6. Recommendations

To address the emerging challenges in the health sector, the county needs to:

- (i) Have mechanisms in place to address water and sanitation issues in the county
- (ii) Enhance supply of essential drugs for children and essential medical equipment

Proportion of health facilities with valid medical drugs for various conditions (2017)

- a) Essential drugs for mothers: 80%
- b) Essential drugs for children: 20%
- c) HIV & AIDS: 100%
- d) Malaria: 25%
- e) Tuberculosis: 50%
- f) Diabetes: 25%

5. Health service delivery indices (2017)²

- a) Overall health service delivery index: 47.7%
- b) Medical drugs index: 50%
- c) Infrastructure index: 42.6%
- d) Amenities (water, incinerator and electricity) index: 60%
- e) Medical equipment index: 46.7%
- f) Public participation in health sector index: 34%
- g) Citizen satisfaction in health sector index: 65%
- h) Health human resources index: 35.9%



Health Care Delivery under Devolution: Migori County

1. County indicators

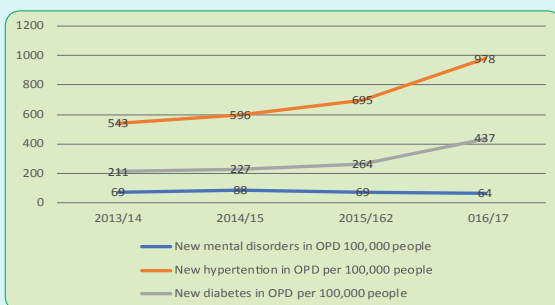
- Location:* Western region of Kenya
- Total population estimate (2017):* 1,095,550 people (532,995 male and 562,555 female)
- 15 years old and below:* 4.9 out of every 10 persons
- Overall poverty index (2015/16):* 41.2%
- Life expectancy (2014):* 52 years
- Fertility rate (2014):* 5.3 children per woman

2. Human resources for health (2017)

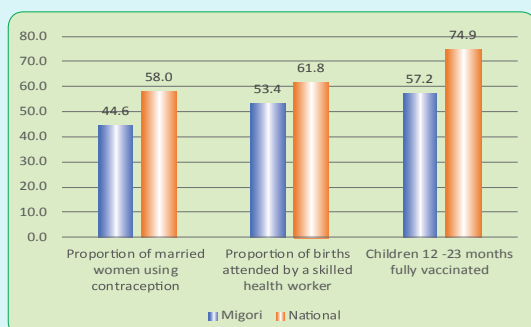
- Medical workers:* 45 per 100,000 population¹
- Doctors:* 28
- Nurses:* 370
- Clinical officers:* 72
- Public health workers:* 110

3. Health indicators

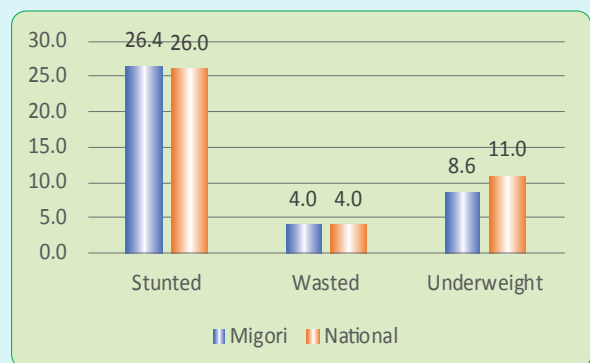
- Malaria test positivity rate (2017):* 49%
- HIV prevalence (2016):* 14.7%
- Tuberculosis prevalence (2017):* 248 per 100,000 people
- Number and type of new non-communicable disease cases in outpatient departments (OPD) per 100,000 people (2013/14 to 2016/17)*



4. Health status



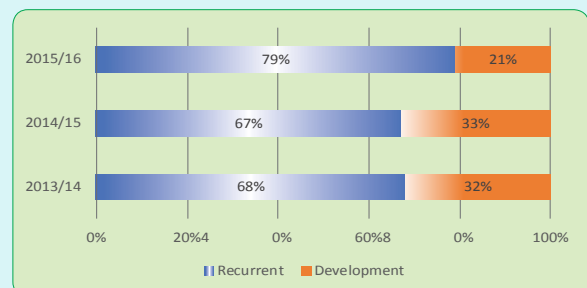
- Use of contraceptives (2017):* 45 out of every 100 women of child bearing age
- Attendance by a skilled health worker (2017):* 53 out of every 100 children born
- Vaccination (2017):* 57 out of every 100 children



- Stunted children (2014):* 26 children in every 100 children
- Wasted children (2014):* 4 in every 100 children
- Underweight children (2014):* 9 in every 100 children

5. Health financing

- Total budget allocation to health sector (2015/16):* 9.2%
- Health spending (2014/15):* Ksh 478 million
- Health spending (2015/16):* Ksh 1,170.5 million
- Per capita health spending (2014/15):* Ksh 1,036
- NHIF coverage (2015/16):* 19.3 persons for every 100 citizens
- Development allocation as percentage of total health spending (2015/16):* 21%



6. Health infrastructure (2017)

- Hospital beds:* 2 per 10,000 population
- Health facilities:* 19.8 per 10,000 population

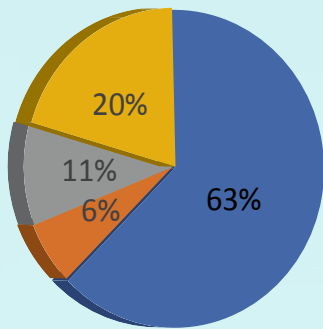
¹ The World Health Organization (WHO) target is 230 medical workers per 100,000 people.

Number of health facilities

- c) Total health facilities: 240
- d) Primary health facilities: 227
- e) County and sub-county hospitals: 13
- f) Total beds and cots: 2,143

1. Ownership of health facilities

- a) Government: 63%
- b) Non governmental organizations (NGOs): 6.7%
- c) Faith-based organizations (FBOs): 10.8%
- d) Private: 20.8%



■ Public ■ NGOs ■ FBOs ■ Private

2. Water and sanitation (2017)

Proportion of the population with access to improved water and sanitation: 37.9%

3. Level of availability and functionality of medical equipment in health facilities, (2017)

- a) Obstetric care equipment: 100%
- b) Delivery pack: 100%

5. Recommendations

To address the emerging challenges in the health sector, the county needs to:

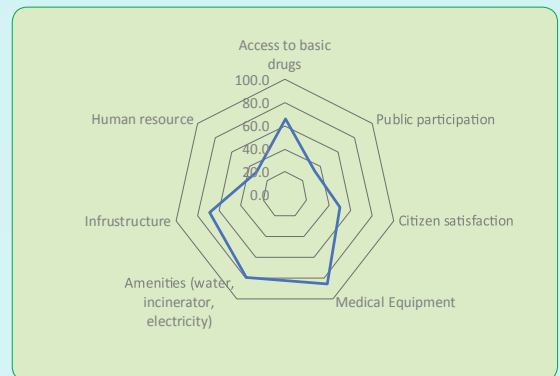
- (i) Improve access to water and sanitation for both the health facilities and households
- (ii) Allocate more resources to purchase of supplies and essential drugs
- (iii) Create innovative channels of health public participation since health is a devolved function
- (iv) Sensitize citizens on health issues such as uptake of NHIF scheme, immunization and vaccination among children

Proportion of health facilities with valid medical drugs for various conditions (2017)

- a) Essential drugs for mothers: 83%
- b) Essential drugs for children: 33%
- c) HIV & AIDS: 83%
- d) Malaria: 50%
- e) Tuberculosis: 67%
- f) Diabetes: 83%

4. Health service delivery indices (2017)²

- a) Overall health service delivery index: 59.7%
- b) Medical drugs index: 66.5%
- c) Infrastructure index: 69%
- d) Amenities (water, incinerator and electricity) index: 80%
- e) Medical equipment index: 86.1%
- f) Public participation in health sector index: 33.5%
- g) Citizen satisfaction in health sector index: 50.6%
- h) Health human resources index: 32.5%



Health Care Delivery under Devolution: Kisii County

1. County indicators

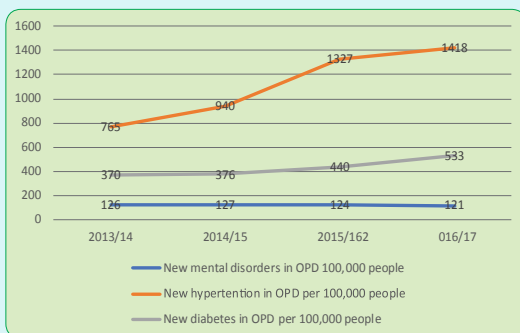
- a) *Location*: Western region of Kenya
- b) *Total population estimate (2017)*: 1,376,387 people (660,371 male and 716,016 female)
- c) *15 years old and below*: 4.5 out of every 10 persons
- d) *Overall poverty index (2015/16)*: 41.7%
- e) *Life expectancy (2014)*: 58.5 years
- f) *Fertility rate (2014)*: 3.7 children per woman

2. Human resources for health (2017)

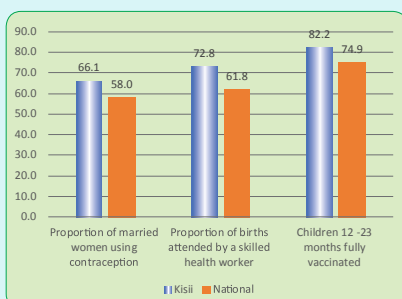
- a) *Medical workers*: 52 per 100,000 population¹
- b) *Doctors*: 71
- c) *Nurses*: 766
- d) *Clinical officers*: 119
- e) *Public health workers*: 140

3. Health indicators

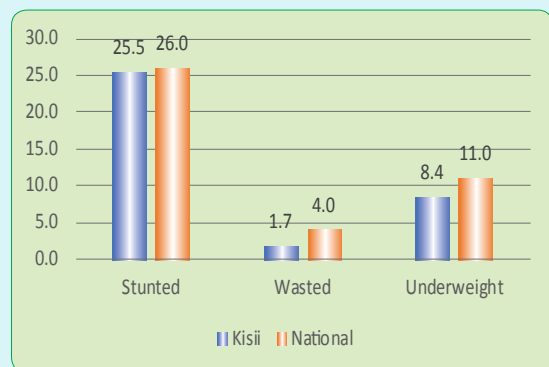
- a) *Malaria test positivity rate (2017)*: 15%
- b) *HIV prevalence (2016)*: 8%
- c) *Tuberculosis prevalence (2017)*: 143 per 100,000 people
- d) *Number and type of new non-communicable disease cases in outpatient departments (OPD) per 100,000 people (2013/14 to 2016/17)*



4. Health status



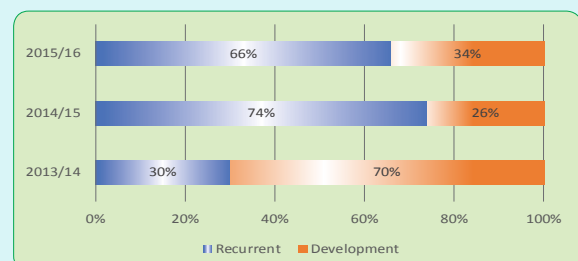
- a) *Use of contraceptives (2017)*: 66 out of every 100 women of child bearing age
- b) *Attendance by a skilled health worker (2017)*: 73 out of every 100 children born



- c) *Vaccination (2017)*: 82 out of every 100 children
- d) *Stunted children (2014)*: 26 children in every 100 children
- e) *Wasted children (2014)*: 2 in every 100 children
- f) *Underweight children (2014)*: 8 in every 100 children

5. Health financing

- a) *Total budget allocation to health sector (2015/16)*: 24.8 percent.
- b) *Health spending (2014/15)*: Ksh 1,647.44 million
- c) *Health spending (2015/16)*: Ksh 2,533.88 million
- d) *Per capita health spending (2014/15)*: Ksh 1,494
- e) *NHIF coverage (2015/16)*: 44.4 persons for every 100 citizens
- f) *Development allocation as percentage of total health spending (2015/16)*: 34%



6. Health infrastructure (2017)

- a) *Hospital beds*: 18 per 10,000 population
- b) *Health facilities*: 2 per 10,000 population

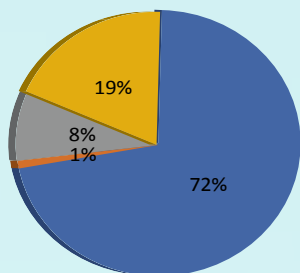
¹ The World Health Organization (WHO) target is 230 medical workers per 100,000 people.

Number of health facilities

- c) Total health facilities: 207
- d) Primary health facilities: 184
- e) County and sub-county hospitals: 23
- f) Total beds and cots: 2,470

1. Ownership of health facilities

- a) Government: 72.4 percent
- b) Non governmental organizations (NGOs): 1.0%
- c) Faith-based organizations (FBOs): 8.6%
- d) Private: 19.0 percent



■ Public ■ NGOs ■ FBOs ■ Private

2. Water and sanitation (2017)

Proportion of the population with access to improved water and sanitation: 41.3%

3. Level of availability and functionality of medical equipment in health facilities (2017):

- a) Obstetric care equipment: 70%
- b) Delivery pack: 66.67%

5. Recommendations

To address the emerging challenges in the health sector, the county needs to:

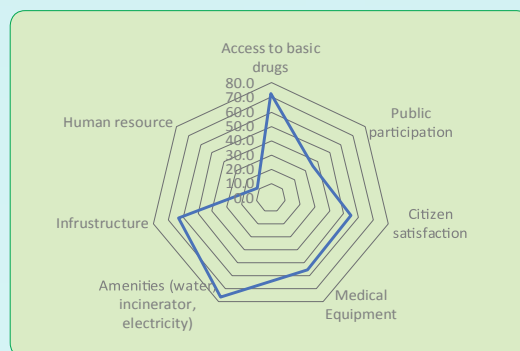
- (i) Ensure there is adequate resource allocation to purchase equipment and ensure sufficient supply of essential medical drugs
- (ii) Improve on sanitation and ensure there is supply of clean and safe water for households
- (iii) Enhance public participation in health planning, budgeting and programme implementation
- (iv) Provide civic education on nutrition to eliminate the levels of stunted, wasted and underweight among children

Proportion of health facilities with valid medical drugs for various conditions (2017)

- a) Essential drugs for mothers: 83%
- b) Essential drugs for children: 33%
- c) HIV & AIDS: 100%
- d) Malaria: 80%
- e) Tuberculosis: 100%
- f) Diabetes: 40%

4. Health service delivery indices (2017)²

- a) Overall health service delivery index: 52.8%
- b) Medical drugs index: 72.7%
- c) Infrastructure index: 63.4%
- d) Amenities (water, incinerator and electricity) index: 76.7%
- e) Medical equipment index: 55.6%
- f) Public participation in health sector index: 35.6%
- g) Citizen satisfaction in health sector index: 54.3%
- h) Health human resources index: 11.5%



Health Care Delivery under Devolution: Nyamira County

1. County indicators

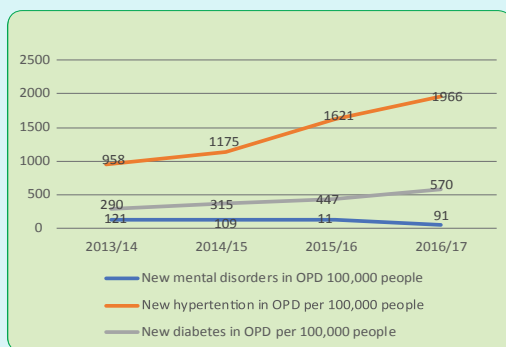
- a) *Location*: Nyanza region of Kenya
- b) *Total population estimate (2017)*: 714, 603 people (344,053 male and 370,550 female)
- c) *15 years old and below*: 4.3 out of every 10 persons
- d) *Overall poverty index (2015/16)*: 32.7%
- e) *Life expectancy (2014)*: 59 years
- f) *Fertility rate (2014)*: 3.5 children per woman

2. Human resources for health (2017)

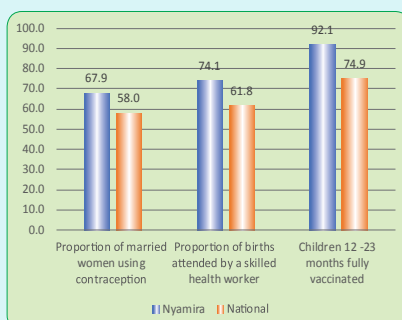
- a) *Medical workers*: 51 per 100,000 population¹
- b) *Doctors*: 16
- c) *Nurses*: 289
- d) *Clinical officers*: 33
- e) *Public health workers*: 76

3. Health indicators

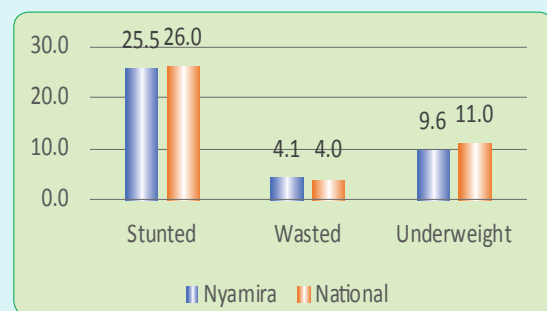
- a) *Malaria test positivity rate (2017)*: 9%
- b) *HIV prevalence (2016)*: 6.4%
- c) *Tuberculosis prevalence (2017)*: 137 per 100,000 people
- d) *Number and type of new non-communicable disease cases in outpatient departments (OPD) per 100,000 people (2013/14 to 2016/17)*



4. Health status



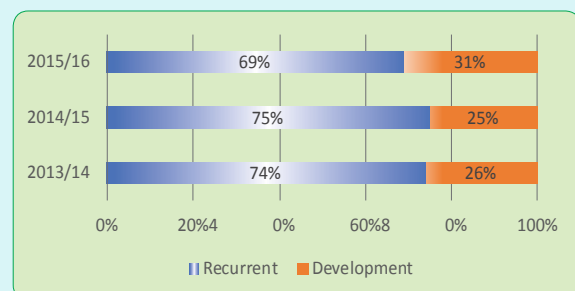
- a) *Use of contraceptives (2017)*: 68 out of every 100 women of child bearing age
- b) *Attendance by a skilled health worker (2017)*: 74 out of every 100 children born
- c) *Vaccination (2017)*: 92 out of every 100 children



- d) *Stunted children (2014)*: 26 children in every 100 children
- e) *Wasted children (2014)*: 4 in every 100 children
- f) *Underweight children (2014)*: 10 in every 100 children

5. Health financing

- a) *Total budget allocation to health sector (2015/16)*: 28.8%
- b) *Health spending (2014/15)*: Ksh 1,150.3 million
- c) *Health spending (2015/16)*: Ksh 1,310.49 million
- d) *Per capita health spending (2014/15)*: Ksh 1,803
- e) *NHIF coverage (2015/16)*: 35.6 persons for every 100 citizens
- f) *Development allocation as percentage of total health spending (2015/16)*: 31%



6. Health infrastructure (2017)

- a) *Hospital beds*: 14 per 10,000 population
- b) *Health facilities*: 2 per 10,000 population

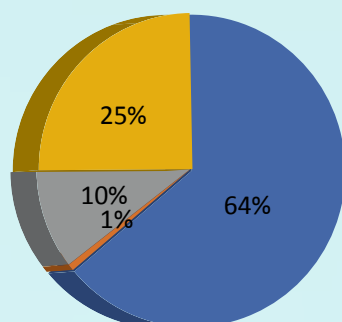
¹ The World Health Organization (WHO) target is 230 medical workers per 100,000 people.

Number of health facilities

- c) Total health facilities: 142
- d) Primary health facilities: 134
- e) County and sub-county hospitals: 8
- f) Total beds and cots: 1000

1. Ownership of health facilities

- a) Government: 65 percent
- b) Non governmental organizations (NGOs): 0.7%
- c) Faith-based organizations (FBOs): 10.5%
- d) Private: 25.2%



■ Public ■ NGOs ■ FBOs ■ Private

2. Water and sanitation (2017)

Proportion of the population with access to improved water and sanitation: 40.4%

3. Level of availability and functionality of medical equipment in health facilities (2017):

- a) Obstetric care equipment: 60%
- b) Delivery pack: 72.2%

5. Recommendations

To address the emerging challenges in the health sector, the county needs to:

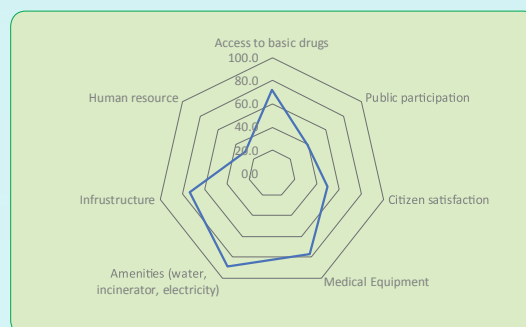
- (i) Implement interventions in preventive and promotive health care to reduce disease prevalence, and eliminate stunting, wasting and underweight among children
- (ii) Focus on improving supply of the inadequate drugs
- (iii) Increase public participation in health planning interventions
- (iv) Allocate more resources for improvement of water supply and sanitation across the county
- (v) Utilize community health workers to increase NHIF uptake and in order to reduce Out-of-Pocket spending
- (vi) Improve deployment of human resource for health

Proportion of health facilities with valid medical drugs for various conditions (2017)

- a) Essential drugs for mothers: 75%
- b) Essential drugs for children: 65%
- c) HIV & AIDS: 100%
- d) Malaria: 67%
- e) Tuberculosis: 100%
- f) Diabetes: 67%

4. Health service delivery indices (2017)²

- a) Overall health service delivery index: 61.4%
- b) Medical drugs index: 72.3%
- c) Infrastructure index: 73.4%
- d) Amenities (water, incinerator and electricity) index: 88.9%
- e) Medical equipment index: 76.7%
- f) Public participation in health sector index: 39.1%
- g) Citizen satisfaction in health sector index: 49.2%
- h) Health human resources index: 30.3%



Health Care Delivery under Devolution: Nairobi County

1. County indicators

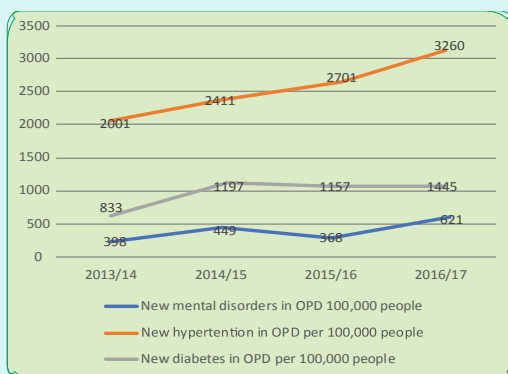
- Location:* Nairobi region of Kenya
- Total population estimate (2017):* 4,712,451 people (2,316,005 male and 2,401,446 female)
- 15 years old and below:* 3 out of every 10 persons
- Overall poverty index (2015/16):* 16.7%
- Life expectancy (2014):* 62.5 years
- Fertility rate (2014):* 2.7 children per woman

2. Human resources for health (2017)

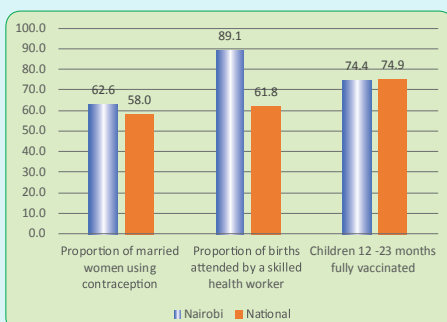
- Medical workers:* 252 per 100,000 population¹
- Doctors:* 413
- Nurses:* 1,013
- Clinical officers:* 194
- Public health workers:* 225

3. Health indicators

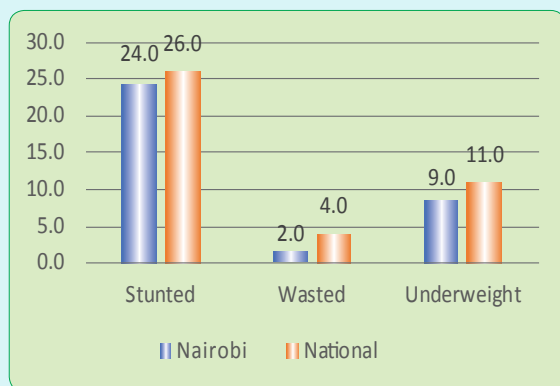
- Malaria test positivity rate (2017):* 50%
- HIV prevalence (2016):* 6.8%
- Tuberculosis prevalence (2017):* 405 per 100,000 people
- Number and type of new non-communicable disease cases in outpatient departments (OPD) per 100,000 people (2013/14 to 2016/17)*



4. Health status



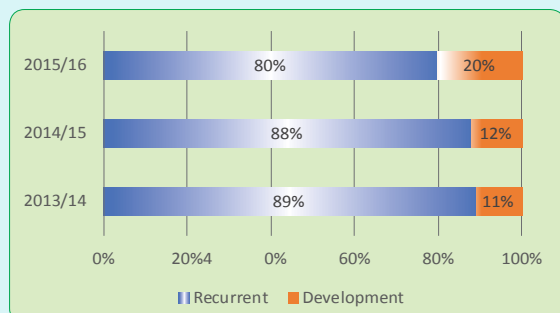
- Use of contraceptives (2017):* 63 out of every 100 women of child bearing age
- Attendance by a skilled health worker (2017):* 89 out of every 100 children born
- Vaccination (2017):* 74 out of every 100 children



- Stunted children (2014):* 26 children in every 100 children
- Wasted children (2014):* 4 in every 100 children
- Underweight children (2014):* 11 in every 100 children

5. Health financing

- Total budget allocation to health sector (2015/16):* 21 percent
- Health spending (2014/15):* Ksh 5246.65 million
- Health spending (2015/16):* Ksh 4904.88 million
- Per capita health spending (2014/15):* Ksh 1745
- NHIF coverage (2015/16):* 35.2 persons for every 100 citizens
- Development allocation as percentage of total health spending (2015/16):* 20%



6. Health infrastructure (2017)

- Hospital beds:* 18 per 10,000 population
- Health facilities:* 2 per 10,000 population

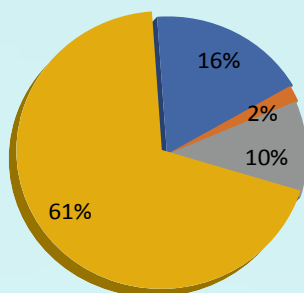
¹ The World Health Organization (WHO) target is 230 medical workers per 100,000 people.

Number of health facilities

- c) Total health facilities: 908
- d) Primary health facilities: 864
- e) County and sub-county hospitals: 44
- f) Total beds and cots: 8551

1. Ownership of health facilities

- a) Government: 15.6 percent
- b) Non governmental organizations (NGOs): 1.7%
- c) Faith-based organizations (FBOs): 9.8%
- d) Private: 60.6%



■ Public ■ NGOs ■ FBOs ■ Private

2. Water and sanitation (2017)

Proportion of the population with access to improved water and sanitation: 91.9%

3. Level of availability and functionality of medical equipment in health facilities (2017):

- a) Obstetric care equipment: 100%
- b) Delivery pack: 100%

5. Recommendations

To address the emerging challenges in the health sector, the county needs to:

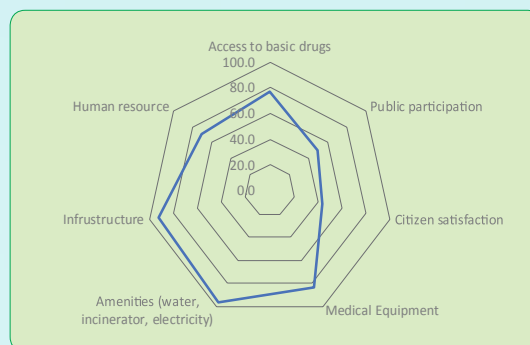
- (i) Focus on innovative interventions in preventive and promotive health care to reduce disease prevalence, stunting and underweight among children
- (ii) Increase NHIF uptake and improve immunization
- (iii) Improve supply of the essential medical drugs
- (iv) Enhance public participation in health planning interventions

Proportion of health facilities with valid medical drugs for various conditions (2017)

- a) Essential drugs for mothers: 63%
- b) Essential drugs for children: 75%
- c) HIV & AIDS: 88%
- d) Malaria: 88%
- e) Tuberculosis: 76%
- f) Diabetes: 75%

4. Health service delivery indices (2017)²

- a) Overall health service delivery index: 73.5%
- b) Medical drugs index: 77.3%
- c) Infrastructure index: 92.8%
- d) Amenities (water, incinerator and electricity) index: 95.8%
- e) Medical equipment index: 83.3%
- f) Public participation in health sector index: 49.9%
- g) Citizen satisfaction in health sector index: 43.9%
- h) Health human resources index: 71.1%



About KIPPRA Policy Briefs

KIPPRA Policy Briefs are aimed at a wide dissemination of the Institute's policy research findings. The findings are expected to stimulate discussion and also build capacity in the public policy making process in Kenya

KIPPRA acknowledges generous support from the Government of Kenya and the Think Tank Initiative of IDRC who have continued to support the Institute's activities over the years

For More Information Contact:

Kenya Institute for Public Policy Research and Analysis
 Bishops Road, Bishops Garden Towers
 P.O. Box 56445-00200, Nairobi
 Tel: 2719933/4
 Cell: 0736712724, 0724256078
 Email: admin@kippra.or.ke
 Website: <http://www.kippra.org>
 Twitter: @kipprakenya

Kenya Institute for Public Policy Research and Analysis
Bishops Garden Towers, Bishops Road
P.O. Box 56445-00200, Nairobi, Kenya
tel: +254 20 4936000; +254 20 2719933/4
fax: +254 20 2719951
email: admin@kippra.or.ke
website: <http://www.kippra.org>